



PACKERS



49ERS

PACKERS WEEKLY MEDIA INFORMATION PACKET

GREEN BAY PACKERS VS SAN FRANCISCO 49ERS
SUNDAY, SEPTEMBER 8, 2013 @ 3:25 PM CDT - CANDLESTICK PARK



THE DOPE SHEET

OFFICIAL PROGRAM AND PUBLICATION, ACME-PACKERS FOOTBALL TEAM.

Packers Public Relations • Lambeau Field Atrium • 1265 Lombardi Avenue • Green Bay, WI 54304 • 920/569-7500 • 920/569-7201 fax
Jason Wahlers, Aaron Popkey, Sarah Quick, Tom Fanning, Jonathan Butnick

VOL. XV; NO. 7

GREEN BAY, SEPT. 3, 2013

WEEK 1

GREEN BAY (0-0) AT SAN FRANCISCO (0-0)
Sunday, Sept. 8 • Candlestick Park • 3:25 p.m. CDT

PACKERS OPEN SEASON IN SAN FRANCISCO FOR THE FIRST TIME

Green Bay kicks off its 95th season in team history, and 93rd as a member of the National Football League, by visiting San Francisco in Week 1 for the first time in franchise history.

- ▶ It marks the second consecutive year that the Packers have opened their season against the 49ers (at Lambeau Field in 2012), the first time Green Bay has faced the same opponent in Week 1 in consecutive seasons since it squared off with the Chicago Bears in three straight season openers from 1979-81.
- ▶ Outside of the last two seasons, the only other time the Packers and 49ers played each other in Week 1 came in 1976 at Green Bay.
- ▶ Sunday's matchup will feature two of the three teams in the NFL to have won 24 or more regular-season games over the past two years. Since 2011, Green Bay has a 26-6 mark (.813) in the regular season, No. 1 in the league over that span. San Francisco is 24-7-1 (.765) since '11, No. 3 in the NFL behind only the Packers and New England (25-7, .781).
- ▶ According to the Elias Sports Bureau, this will be the first Week 1 matchup since 1991 featuring two teams that have won 24-plus games over the previous two regular seasons. On Sept. 2, 1991, San Francisco (28 wins from 1989-90) visited the N.Y. Giants (25 wins from 1989-90) in Week 1 on *Monday Night Football*.
- ▶ This will be the third matchup between the two clubs in the last 12 months, with the teams meeting last year on Sept. 9 in Green Bay and also in a NFC Divisional playoff contest on Jan. 12, 2013, in San Francisco.
- ▶ Green Bay enters Sunday's contest having won nine of the last 10 regular-season meetings against the 49ers. Including the playoffs, the Packers have won 13 of the last 16 against San Francisco.



STARTING STRONG

Under Head Coach **Mike McCarthy**, the Packers have won five of their last six season openers, which is tied for the No. 2 mark in the NFL with Baltimore over that span behind only New England (6-0 since 2007).

- ▶ That included five straight Week 1 wins from 2007-11, which made McCarthy the only head coach in franchise history to accomplish that feat.
- ▶ Green Bay has 52 wins on Kickoff Weekend, second most in NFL history behind only the Chicago Bears (53 victories in Week 1).
- ▶ This will mark just the second time in McCarthy's eight seasons (2006-13) that the Packers have opened their season away from Lambeau Field. The only other instance over that span was in 2010 at Philadelphia.
- ▶ Opening on the road has been a rare occurrence dating back even further. Since the 1970 AFL-NFL merger, the Packers have opened their season at home 32 times while opening on the road just 12 times. Since 1986, 23 of Green Bay's season openers have been at home, making Sunday's game just the fifth time in the past 28 years that the Packers have gone on the road to start their season.

WITH THE CALL

FOX Sports, now in its 20th season as an NFL network television partner, will broadcast the game to the majority of the country.

- ▶ Play-by-play man **Joe Buck** and color analyst **Troy Aikman** will have the call from the broadcast booth with **Pam Oliver** reporting from the sidelines.
- ▶ This marks the sixth straight season that the Packers' Week 1 game will be either a nationally televised prime-time contest or a late-afternoon tilt seen by the majority of the country.
- ▶ Milwaukee's WTMJ (620 AM), airing Green Bay games since 1929, heads up the 50-station Packers Radio Network, with **Wayne Larrivee** (play-by-play) and **Larry McCarren** (color) calling the action. The duo is in its 15th season of broadcasts together across the Packers Radio Network, which covers 42 markets in six states.
- ▶ Dial Global Sports will air the game across the country. **Chuck Cooperstein** (play-by-play) and **Rod Woodson** (analyst) will call the action with **Scott Graham** hosting the pregame and halftime shows.
- ▶ Compass Media Networks will broadcast the game to a national audience with **Matt Smith** (play-by-play) and **Curtis Conway** (analyst) handling the call.
- ▶ The broadcast is also available on SiriusXM Satellite Radio (WTMJ feed) as part of the network's NFL Sunday Drive.



REGULAR SEASON

Date	Opponent	Time (CT)	TV
Sun., Sept. 8	at San Francisco 49ers	3:25 p.m.	FOX
Sun., Sept. 15	WASHINGTON REDSKINS	12 p.m.	FOX
Sun., Sept. 22	at Cincinnati Bengals	12 p.m.	FOX
Sun., Sept. 29	Open Date		
Sun., Oct. 6	DETROIT LIONS (Gold Pkg.)	12 p.m.	FOX
Sun., Oct. 13	at Baltimore Ravens	12 p.m.	FOX
Sun., Oct. 20	CLEVELAND BROWNS	3:25 p.m.	CBS
Sun., Oct. 27	at Minnesota Vikings	7:30 p.m.	NBC
Mon., Nov. 4	CHICAGO BEARS	7:40 p.m.	ESPN
Sun., Nov. 10	PHILADELPHIA EAGLES (Gold Pkg.)	12 p.m.	FOX
Sun., Nov. 17	at New York Giants	*7:30 p.m.	NBC
Sun., Nov. 24	MINNESOTA VIKINGS	*12 p.m.	FOX
Thu., Nov. 28	at Detroit Lions	11:30 a.m.	FOX
Sun., Dec. 8	ATLANTA FALCONS	*7:30 p.m.	NBC
Sun., Dec. 15	at Dallas Cowboys	*3:25 p.m.	FOX
Sun., Dec. 22	PITTSBURGH STEELERS	*3:25 p.m.	CBS
Sun., Dec. 29	at Chicago Bears	*12 p.m.	FOX

*—Start time and broadcast may shift due to NFL flexible scheduling

NFL POSTSEASON DATES

Jan. 4-5	AFC and NFC Wild Card Playoffs
Jan. 11-12	AFC and NFC Divisional Playoffs
Jan. 19	AFC and NFC Championship Games
Jan. 26	AFC-NFC Pro Bowl
Feb. 2	Super Bowl XLVIII, MetLife Stadium, New York/New Jersey





PACKERS AT 49ERS – WEEK 1

SEPTEMBER STARTS

Under Head Coach **Mike McCarthy**, Green Bay has been one of the most successful teams in the league early in the season.

► Over the past four seasons, the Packers are tied for the second-best mark in the league in September:

<u>Team</u>	<u>Sept. Record (2009-12)</u>	<u>Pct.</u>
1. Baltimore	10-3	.769
2t. Green Bay	9-4	.692
2t. Atlanta	9-4	.692
2t. Houston	9-4	.692
2t. N.Y. Jets	9-4	.692

► Since McCarthy took over in 2006, the Packers have a 16-8 (.667) mark in the month of September. That winning percentage ranks No. 4 in the NFL over that span:

<u>Team</u>	<u>Sept. Record (2006-12)</u>	<u>Pct.</u>
1. Baltimore	17-6	.739
2t. Dallas	15-7	.682
2t. New England	15-7	.682
4. Green Bay	16-8	.667
5. Indianapolis	14-8	.636

ROAD RUN

Since the start of the 2010 postseason, the Packers have won 14 of their last 20 road contests. Green Bay's .700 winning percentage over that span ranks No. 3 in the league:

<u>Team</u>	<u>W-L Record</u>	<u>Pct.</u>
1. New England	12-4	.750
2. San Francisco	12-5	.706
3. Green Bay	14-6	.700

► Green Bay had a 4-4 record (.500) away from Lambeau Field in 2012. In five of seven seasons (2006-07, 2009, 2011-12) under Head Coach **Mike McCarthy**, the team has finished with a mark of .500 or better on the road. The Packers set a franchise record with seven road wins in '11.

► Green Bay is 11-5 on the road over the past two regular seasons, which is tied for No. 2 in the NFL over that span:

<u>Team</u>	<u>W-L Record</u>	<u>Pct.</u>
1. New England	12-4	.750
2t. Green Bay , Cincinnati	11-5	.688
Denver, Houston, San Francisco		

TWO AT THE TOP

Sunday's matchup will feature two of the three teams in the NFL to post at least 11 wins in each of the last two seasons.

► Green Bay (15 wins in 2011, 11 wins in 2012) and San Francisco (13 wins in 2011, 11 wins in 2012) were joined by New England (13 wins in 2011, 12 wins in 2012) as the only teams in the league to accomplish that feat each of the past two seasons.

► A look at the top regular-season winning percentages in the NFL since 2011:

<u>Team</u>	<u>Record (2011-12)</u>	<u>Pct.</u>
1. Green Bay	26-6-0	.813
2. New England	25-7-0	.781
3. San Francisco	24-7-1	.766

► This Sunday's game will also be a matchup of two of the top teams in the NFL over the past two seasons when it comes to takeaways and giveaways:

<u>Team</u>	<u>Takeaways (Since 2011)</u>
1t. Chicago, New England	75
3. N.Y. Giants	66
4. San Francisco	63
5. Seattle	62
6. Green Bay	61

<u>Team</u>	<u>Giveaways (Since 2011)</u>
1. San Francisco	26
2. Green Bay	30
3. New England	33

A HISTORY OF SUCCESS

Frequent foes in the 1990s and 2000s, the rivalry between the Packers and 49ers went to new heights when the clubs met four straight years in the playoffs (1995-98).

► The two franchises have been among the most successful in the NFL in the postseason, with both clubs checking in among the league leaders in playoff winning percentage and world championships:

<u>Team</u>	<u>W-L Record (Playoffs)</u>	<u>Pct.</u>
1. Baltimore	14-7	.667
2. Green Bay	30-18	.630
3. Pittsburgh	33-21	.611
4. Carolina	6-4	.600
5. San Francisco	28-19	.596

<u>Team</u>	<u>World Championships</u>
1. Green Bay	13
2. Chicago	9
3. N.Y. Giants	8
4. Pittsburgh	6
5t. Dallas, San Francisco , Washington	5

STAT OF THE WEEK

- Although this will only be the second time under Head Coach **Mike McCarthy** (2010 at Philadelphia) that the Packers have played away from Lambeau Field in Week 1, they have had success in their first road contest of the season.
- Green Bay has won its first road game in six of seven seasons under McCarthy, with last season at Seattle in Week 3 the lone exception.
- The Packers have an all-time record of 53-37-2 (.596) in road openers, the **most wins** and **third-best winning percentage** in the NFL.
- With a six-game winning streak in the first road game of the season from 2006-11, McCarthy joined Vince Lombardi (eight straight, 1960-67) as the only coaches in team history to win six or more consecutive road openers.

THE DOPE ON THIS WEEK'S OPPONENT:

Packers vs. 49ers:

All-time regular season:

30-26-1

All-time postseason:

4-2

All-time, in San Francisco:

11-17-1 (includes four postseason meetings)

Streaks: The Packers have won nine of the last 10 in the regular season and 13 of the last 16 (including playoffs).

Last meeting, regular season:

Sept. 9, 2012, at Lambeau Field; 49ers won, 30-22



COACHES CAPSULES

Mike McCarthy: 80-42-0, .656, (incl. 6-4 postseason); 8th NFL season

Jim Harbaugh: 27-9-1, .743, (incl. 3-2 postseason); 3rd NFL season

Head to Head: Harbaugh 2-0

vs. Opponent: McCarthy 3-2 vs. 49ers; Harbaugh 2-0 vs. Packers

MIKE MCCARTHY...Is in his eighth year as the Packers' 14th head coach.

- ▶ Joined Vince Lombardi and Mike Holmgren as the only coaches to guide the Packers to a Super Bowl title with a win over Pittsburgh in Super Bowl XLV.
- ▶ Has led the Packers to playoff appearances in five of his seven seasons at the helm, and the team's five postseason berths over the past six seasons are the most by an NFC team.
- ▶ Led Green Bay to 47 regular-season victories from 2009-12, the second most in the NFL over that span and the second most in franchise history over a four-year period.
- ▶ His .656 winning percentage (including playoffs) ranks No. 3 among active NFL coaches (min. 50 games) entering the 2013 season.
- ▶ Was named Packers head coach on Jan. 12, 2006, his first head-coaching job after 13 years as an NFL assistant.
- ▶ Became the first Packers coach since Lombardi to lead the team to a championship game in his second season (2007).

JIM HARBAUGH...Is in his third year as the 49ers' 17th head coach.

- ▶ In his first two seasons at the helm, has led the 49ers to two NFC West titles, two NFC Championship appearances and one Super Bowl appearance.
- ▶ Is just the second NFL coach to win consecutive division titles in his first two seasons after inheriting a team with a losing record.
- ▶ Earned NFL Coach of the Year honors from *The Associated Press* in 2011 after leading the 49ers to a 13-3 record in his rookie campaign.
- ▶ Was previously the head coach at Stanford (2007-10), where he led the Cardinal to its first BCS game appearance and victory in the Orange Bowl, in 2010.
- ▶ Also was the head coach at the University of San Diego (2004-06). Began his NFL coaching career as an offensive assistant with the Oakland Raiders (2002-03). Played QB for 15 seasons in the NFL with the Bears, Colts, Ravens, Chargers and Panthers.

THE PACKERS-49ERS SERIES

Originally dating back to 1950, the series featured two games per season from 1953-66 with the teams trading dominant stretches.

- ▶ San Francisco won 13 times in a span of 15 games between 1950-58, while the Packers won 10 of 11 games between 1959-64.
- ▶ In more recent times, the series has been noted for its postseason

clashes, including several defining moments in Packers history. Green Bay's 27-17 triumph in the 1995 NFC Divisional playoff was considered the breakthrough victory that established the Packers as an elite team for the next several years. The Packers also won the next two postseason meetings, a 35-14 home victory in the 1996 NFC Divisional playoff en route to the Super Bowl XXXI title, and a 23-10 win at San Francisco in the 1997 NFC Championship game.

- ▶ The two teams met in the playoffs for a fourth straight season in 1998, with the 49ers winning 30-27 on QB Steve Young's last-second TD pass to WR Terrell Owens.

NOTABLE CONNECTIONS

Packers head coach Mike McCarthy was San Francisco's offensive coordinator in 2005...Packers outside linebackers coach Kevin Greene played for the 49ers in 1997...Packers quarterbacks coach Ben McAdoo served as assistant offensive line coach/quality control for the 49ers in 2005...Packers QB Seneca Wallace was with the 49ers during the 2013 preseason; Wallace is from Rancho Cordova, Calif., and attended Sacramento City Junior College...Packers QB Aaron Rodgers is from Chico, Calif., and played collegiately at Butte College in Oroville, Calif., and the University of California...Packers WR Jeremy Ross attended Laguna Creek High in Elk Grove, Calif., and played at the University of California...Other Packers from northern California include T David Bakhtiari (San Mateo), CB Jarrett Bush (Vacaville) and WR James Jones (San Jose); Jones also attended San Jose State...Packers LB Clay Matthews' grandfather, Clay Sr., played defensive line for the 49ers for four seasons (1950, 1953-55)...49ers QB Colin Kaepernick was born in Milwaukee...49ers secondary coach Ed Donatell served as Green Bay's defensive coordinator from 2000-03...49ers head coach Jim Harbaugh and Packers tight ends coach Jerry Fontenot were teammates with the Chicago Bears...Harbaugh, 49ers tight ends coach Reggie Davis and 49ers asst. secondary coach Greg Jackson were teammates of Packers secondary-safeties coach Darren Perry with the San Diego Chargers in 1999...Perry was 49ers CB Nnamdi Asomugha's position coach in Oakland for two seasons (2007-08)...McCarthy coached with 49ers offensive line coach Mike Solari in Kansas City from 1997-98...Packers defensive coordinator Dom Capers and 49ers defensive coordinator Vic Fangio coached together with the Philadelphia/Baltimore Stars (USFL), the New Orleans Saints, Carolina Panthers and Houston Texans...49ers offensive coordinator Greg Roman worked on Capers' staffs in Carolina and Houston...49ers special teams coordinator/asst. head coach Brad Seely also worked on Capers' staff in Carolina...Packers special teams coordinator Shawn Slocum was 49ers LB Patrick Willis' position coach for one season at Ole Miss (2005)...Packers vice president/general counsel Ed Policy's father, Carmen, worked in San Francisco's front office in the 1980s and 1990s, including time as president and chief executive officer...49ers quarterbacks coach Geep Chryst is a native of Madison, Wis., and coached at Wisconsin-Platteville (1987) and Wisconsin (1988)...49ers assistant secondary coach Greg Jackson coached on the staff at Wisconsin in 2010.

LAST MEETING, REGULAR SEASON

Sept. 9, 2012, at Lambeau Field; 49ers won, 30-22.

- ▶ QB Alex Smith threw for 211 yards and two TDs with no INTs and RB Frank Gore rushed for 112 yards as the 49ers snapped a nine-game losing streak to the Packers in the regular season.
- ▶ QB Aaron Rodgers connected on 30 of 44 passes for 303 yards and two TDs with one interception.
- ▶ WR Randall Cobb led the Packers with nine catches for 77 yards (8.6 avg.) and scored on a 75-yard punt return in the fourth quarter.



PACKERS AT 49ERS – WEEK 1

BREAKING DOWN THE 53

The Packers' current 53-man roster is composed of 23 offensive players, 27 defensive players and three specialists.

- ▶ Of the 53 players on Green Bay's roster, 33 of them (62.3 percent) were drafted by the Packers.
- ▶ With nine non-drafted free agents on the roster having entered the league with Green Bay, 42 of the 53 players (79.2 percent) began their pro careers with the Packers. Of the 53 players on the team, 50 of them have only seen regular-season NFL action with the Packers.
- ▶ Nearly half of the players (26 of 53, 49.1 percent) on Green Bay's roster entered the league as a sixth-round or seventh-round pick or as an undrafted player. More than a third of the players (18, 34.0 percent) on the roster were not drafted.
- ▶ Only 15 of the 53 players on the roster (28.3 percent) were selected in the first three rounds of the draft.
- ▶ The Packers had three rookie free agents make the 53-man roster (S **Chris Banjo**, LB **Andy Mulumba**, G **Lane Taylor**), one that features 11 rookies overall. Green Bay has had at least three non-drafted free agents make the opening-day roster each of the last four seasons.
- ▶ Of the 53 players on the roster, 44 of them (83.0 percent) are 28 years old or younger.

GREEN BAY'S ROSTER ...	
<u>BY AGE (as of Sept. 8)</u>	
21-24	25 players
25-28	19 players
29-32	7 players
33-plus	2 players
<u>BY EXPERIENCE</u>	
R-1	13 players
2-3	12 players
4-5	15 players
6-9	11 players
10-plus	2 players
<u>BY DRAFT ROUND</u>	
1st	7 players
2nd/3rd	8 players
4th/5th	12 players
6th/7th	8 players
Undrafted	18 players

WHAT TO WATCH FOR ...

- ▶ QB **Aaron Rodgers** has not thrown an interception in 144 consecutive passing attempts in the regular season, the longest current streak in the league. He has not had a two-INT game in 39 straight regular-season starts, the longest streak in NFL history since the 1970 AFL-NFL merger.
- ▶ In three career regular-season starts against the 49ers, Rodgers has completed 83 of 119 passes (69.7 percent) for 945 yards and seven TDs with one interception for a 109.4 passer rating. He has also rushed for 79 yards on 16 carries (4.9 avg.) in those three contests.
- ▶ WR **Randall Cobb** is the only player in NFL history to score on a kick return (kickoff or punt) in Week 1 of each of his first two seasons in the league. Cobb scored on a 108-yard kickoff return vs. New Orleans in the 2011 opener and on a 75-yard punt return vs. San Francisco in Week 1 of 2012.

- ▶ TE **Jermichael Finley** needs five catches to move past No. 3 Ed West (202) on the all-time franchise list for tight ends and 110 receiving yards to move past No. 2 Ron Kramer (2,594). In his last three regular-season games, Finley has caught 18 passes for 203 yards (11.3 avg.).
- ▶ In two games against San Francisco last season, LB **Clay Matthews** registered 3.5 sacks.
- ▶ In his last three regular-season games, WR **James Jones** has caught 18 passes for 222 yards (12.3 avg.) and five TDs.
- ▶ In two games against the 49ers last season, P **Tim Masthay** posted a 47.7-yard average and a 43.7-yard net average on 10 punts, with six of those punts placed inside the 20-yard line.

ROLLING ON THE ROAD

Since taking over as the starter in 2008, QB **Aaron Rodgers** has been one of the most effective signal-callers in the league away from home.

- ▶ A look at where Rodgers ranks in several categories on the road in the regular season since '08 (min. 500 attempts):

<u>Quarterback</u>	<u>Passer Rating</u>
1. Aaron Rodgers, GB	103.0
2. Tom Brady, NE	100.3
3. Peyton Manning, IND/DEN	98.1

<u>Quarterback</u>	<u>TD/INT Ratio</u>
1. Aaron Rodgers, GB	3.52 (81/23)
2. Tom Brady, NE	3.04 (70/23)
3. Tony Romo, DAL	2.12 (53/25)

<u>Quarterback</u>	<u>Yards/Attempt</u>
1. Aaron Rodgers, GB	8.14
2. Philip Rivers, SD	8.04
3. Tom Brady, NE	7.97

- ▶ Over the last two seasons, Rodgers has completed 369 of 550 passes (67.1 percent) for 43 TDs and five INTs for a 116.2 passer rating on the road. That passer rating is the **best by a QB in NFL history** on the road over a two-season span (min. 300 attempts).

- ▶ A look at the top two-season passer ratings on the road in league annals:

<u>Quarterback</u>	<u>Road Passer Rating</u>
1. Aaron Rodgers, GB, 2011-12	116.2
2. Peyton Manning, IND, 2004-05	115.3
3. Tom Brady, NE, 2006-07	114.3

- ▶ A look at where Rodgers' career rating (min. 700 attempts) on the road ranks in NFL history:

<u>Quarterback</u>	<u>Career Passer Rating</u>
1. Aaron Rodgers, GB	102.3
2. Tom Brady, NE	96.5
3. Joe Montana, SF/KC	95.2

- ▶ In his last 19 regular-season starts away from Lambeau Field, Rodgers has completed 424 of 627 passes (67.6 percent) for 5,434 yards and 48 TDs with six INTs for a **116.1 passer rating**. He has posted a 100-plus passer rating in **15 of those 19 games** and 10 games with 300-plus passing yards.



PACKERS AT 49ERS – WEEK 1

PUT IT ON THE BOARD

Last season marked the sixth consecutive campaign (2007-12) that the Packers finished in the top 10 in the league in scoring. Green Bay was joined by New England as the only teams to accomplish that feat over the past six seasons.

► Green Bay finished last season ranked **No. 5 in the NFL** in points per game:

<u>Team</u>	<u>Points/Game (2012)</u>
1. New England	34.8
2. Denver	30.1
3. New Orleans	28.8
4. Washington	27.3
5. Green Bay	27.1

► Last season marked the fifth time in the past six seasons that Green Bay finished in the top five in the league in scoring.

► The Packers rank No. 3 in the league in scoring since 2011 with an average of 31.0 points per game:

<u>Team</u>	<u>Points/Game (2011-12)</u>
1. New England	33.4
2. New Orleans	31.5
3. Green Bay	31.0

► The Packers' scoring average from 2011-12 was the best in franchise history over a two-year span since the team entered the NFL in 1921:

<u>Seasons</u>	<u>Points/Game</u>
1. 2011-12	31.0
2. 2010-11	29.6
3. 1961-62	28.8

► After posting 57 points in the first three games, an average of 19.0 points per contest, the Packers came on strong the rest of the season.

► In its final 13 regular-season games, Green Bay scored 376 points, a 28.9-point average that ranked **No. 4 in the league** over that span:

<u>Team</u>	<u>Points/Game (Weeks 4-17)</u>
1. New England	36.5
2. Denver	31.1
3. New Orleans	29.1
4. Green Bay	28.9
5. Seattle	27.3

► Through Week 3, the Packers were tied for No. 26 in the league with their average of 19.0 points per game.

► In their final five regular-season games in 2012, the Packers outscored their opponents by a margin of 160 to 91. Green Bay's 32.0-point average over the final five games ranked No. 3 in the NFL:

<u>Team</u>	<u>Points/Game (Weeks 13-17)</u>
1. Seattle	38.6
2. Denver	32.6
3. Green Bay	32.0

PROLIFIC PACKERS

Over the past three seasons, Green Bay has been one of the most productive offenses in the NFL.

► A glance at where the Packers rank in several offensive categories **since 2010**:

<u>Team</u>	<u>Points Per Game</u>
1. New England	33.1
2. New Orleans	29.0
3. Green Bay	28.8

<u>Team</u>	<u>30-Point Games</u>
1. New England	33
2. New Orleans	23
3. Green Bay	21

<u>Team</u>	<u>40-Point Games</u>
1t. Green Bay	10
1t. New England	10
3. New Orleans	7

<u>Team</u>	<u>Total Touchdowns</u>
1. New England	193
2. Green Bay	169
3. New Orleans	168

<u>Team</u>	<u>Passing Touchdowns</u>
1t. Green Bay	122
1t. New Orleans	122
3. New England	110

<u>Team</u>	<u>Net Yards Per Game</u>
1. New Orleans	416.8
2. New England	406.5
3. Detroit	381.3
4. Philadelphia	380.9
5. Houston	376.9
6. Green Bay	374.2

<u>Team</u>	<u>Net Passing Yards/Game</u>
1. New Orleans	308.0
2. New England	283.2
3. Detroit	282.3
4. Green Bay	272.9

► A look at Green Bay's regular-season record **since 2006** by point total:

<u>Points Scored</u>	<u>GB Record Since 2006</u>
30-plus	43-3 (.935)
21-29	23-15 (.605)
11-20	5-12 (.294)
10 or less	3-8 (.273)



PACKERS AT 49ERS – WEEK 1

KEEPING THE CHAINS MOVING

Green Bay's offense ranked **No. 9 in the league** on third down last season, converting 90 of 213 opportunities (42.3 percent):

<u>Team</u>	<u>Third-Down Conversion Rate</u>
1. New England	48.7
2. Atlanta	45.1
3. Denver	45.1
4. New Orleans	44.0
5. Dallas	43.9
6. Carolina	43.1
7. Indianapolis	42.8
8. Detroit	42.5
9. Green Bay	42.3
10. Pittsburgh	42.0

- ▶ It was the sixth straight season (2007-12) that Green Bay's offense finished in the top 10 on third down, one of only three teams in the league to do so over that span (New Orleans, New England).
- ▶ Green Bay posted 1,434 total net yards on third down last season, which ranked **No. 2 in the NFL**:

<u>Team</u>	<u>Total Net Yards/Third Down</u>
1. New Orleans	1,479
2. Green Bay	1,434
3. Indianapolis	1,369
4. Detroit	1,332
5. Denver	1,305

- ▶ The Packers posted a season-high 60.0 conversion percentage (9 of 15) at St. Louis last season in Week 7. It was their best performance on third down since converting 60.0 percent (6 of 10) of their third-down chances at the N.Y. Giants in Week 13 of 2011.
- ▶ The Packers converted at a 48.1-percent clip on third down in 2011, good for No. 3 in the NFL behind only New Orleans (56.7) and San Diego (48.8).
- ▶ Two of the top four seasons in team history since the 1970 AFL-NFL merger have come under Head Coach **Mike McCarthy**:

<u>Season</u>	<u>Third-Down Conversion Rate</u>
1. 1995	49.1
2. 2011	48.1
3. 2004	47.3
4. 2009	47.0

- ▶ A look at where Green Bay's offense ranks on third down in the NFL since 2009:

<u>Team</u>	<u>Third-Down Conversion Rate</u>
1. New Orleans	48.6
2. New England	46.7
3. Green Bay	44.7
4. Atlanta	44.6
5. San Diego	43.9

PRODUCTION APLENTY INSIDE THE 20

The Packers once again had an efficient season in the red zone, scoring touchdowns on 32 of 47 opportunities in 2012.

- ▶ Green Bay ranked No. 3 in the NFL in both TD percentage (68.1) and points per red-zone trip (5.30) last season:

<u>Team</u>	<u>Red-Zone TD Efficiency</u>
1. New England	70.0 (49-70)
2. New Orleans	68.4 (39-57)
3. Green Bay	68.1 (32-47)
4. Washington	60.4 (32-53)
5. Detroit	60.0 (33-55)

<u>Team</u>	<u>Red-Zone Point Avg.</u>
1. New England	5.61
2. New Orleans	5.47
3. Green Bay	5.30
4. Houston	5.09
5. Seattle	5.07

- ▶ According to STATS LLC, it was the Packers' best red-zone season since 1995. Since 1995, four of the top six season marks have come under Head Coach **Mike McCarthy's** direction:

<u>Season</u>	<u>Red-Zone TD Efficiency</u>
1. 2012	68.09 (32-47)
2. 1995	66.67 (40-60)
3. 2004	65.38 (34-52)
4. 2011	65.15 (43-66)
5. 2008	60.42 (29-48)
6. 2010	60.38 (32-53)

- ▶ Including its two playoff contests, Green Bay scored touchdowns on 17 of 20 trips (85.0 percent) inside the red zone over its final five games.
- ▶ In 2011, the Packers ranked **No. 1 in the NFC** and **No. 3 in the NFL** in red-zone efficiency:

<u>Team</u>	<u>Red-Zone TD Efficiency</u>
1. N.Y. Jets	65.5 (36-55)
2. New England	65.3 (47-72)
3. Green Bay	65.2 (43-66)

- ▶ Last season marked the fifth straight top-10 finish in the category for the Packers. In 2010, Green Bay checked in at No. 6 in the NFL at 60.4. The team finished No. 9 in 2009 (54.8) and No. 6 in 2008 (60.4).
- ▶ Green Bay was the **only team in the NFL** to finish in the top 10 in red-zone efficiency each year from 2008-12.
- ▶ A look at the top red-zone percentages in the league **from 2008-12**:

<u>Team</u>	<u>Red-Zone TD Efficiency</u>
1. Green Bay	61.6 (170-276)
2. Indianapolis	60.9 (148-243)
3. Detroit	60.0 (135-225)



PACKERS AT 49ERS – WEEK 1

NOT IN A GIVING MOOD

Green Bay turned the ball over just 16 times last season, which was **tied for No. 2 in the league**:

Team	Total Giveaways (2012)
1. Washington	14
2t. Green Bay	16
2t. Baltimore	16
2t. New England	16
2t. San Francisco	16

►The three best giveaway seasons in franchise history have come under Head Coach **Mike McCarthy's** direction:

Season	Total Giveaways
1. 2011	14
2t. 2009, 2012	16
4. 1972	19

►**Since 2009**, Green Bay has turned the ball over only 68 times, which ranks **No. 2 in the NFL** over that span:

Team	Total Giveaways Since 2009
1. New England	65
2. Green Bay	68
3. San Francisco	73
4. Atlanta	81
5. Baltimore	82

►Green Bay has registered 22 zero-turnover games since 2009, No. 3 in the NFL over that span:

Team	Zero-Turnover Games Since 2009
1. New England	27
2. San Francisco	23
3. Green Bay	22
4. Baltimore	19
5t. Atlanta, Houston	18

►The Packers and the 49ers are the only teams in the NFL to have at least four zero-turnover games each of the past four seasons (2009-12).

►The Packers' 52 giveaways from 2010-12 match the franchise record for the fewest over a three-year span in franchise history, tying the mark set from 2009-11.

►Green Bay is 52-16 (.765) in the regular season under **Mike McCarthy** when it doesn't have a giveaway or turns it over just once. A look at the Packers' record by the number of giveaways they have in a game since 2006:

Giveaways In Game	GB Record Since 2006
None	27-5 (.844)
One	25-11 (.694)
Two	17-12 (.586)
Three-plus	5-10 (.333)

OUTSIDE THE ZONE

In addition to their red-zone success this season, the Packers also displayed a high level of production outside that area in 2012.

►Green Bay ranked **No. 1 in the league** for the second straight season in scoring and total TDs outside the red zone:

Team	Pts. Outside Red Zone (2012)
1. Green Bay	155
2. Washington	151
3. Tampa Bay	144

Team	TDs Outside Red Zone (2012)
1. Green Bay	17
2. Washington	16
3t. Carolina, New Orleans	14

►In 2011, the Packers led the NFL in both scoring outside the red zone (154 points) and TDs outside the red zone (20).

►Green Bay ranks **No. 1 in the NFL** with 309 points outside the red zone since 2011:

Team	Pts. Outside Red Zone (2011-12)
1. Green Bay	309
2. New Orleans	263
3. Dallas	244

►The Packers are the **only NFL team** to register back-to-back 150-point seasons outside the red zone since the statistic began to be recorded by STATS LLC in 1995.

►The Packers have finished in the top 10 in the league in scoring outside the red zone in five of the last six seasons, checking in at No. 2 in 2007 (150 points), tied for No. 10 in 2008 (103 points) and No. 3 in 2009 (134 points).

►A look at the top scoring seasons outside the red zone recorded by the Packers **since 1995** (according to STATS LLC):

Season	Points Outside Red Zone
1. 2012	155
2. 2011	154
3. 2007	150
4. 2001	145
5. 1998	141

Season	TDs Outside Red Zone
1. 2011	20
2. 2012	17
3t. 1998, 2001, 2003, 2007, 2009	16

►QB **Aaron Rodgers** led the league with 15 TD passes outside the red zone last season:

Player	20-Plus-Yard TD Passes
1. Aaron Rodgers, GB	15
2. Tony Romo, DAL	14
3. Drew Brees, NO	12



PACKERS AT 49ERS – WEEK 1

AT THE HELM

Having led Green Bay to the playoffs in five of his seven seasons as head coach, **Mike McCarthy** is joined by Vince Lombardi and Mike Holmgren as the only coaches to guide the Packers to a Super Bowl win with a victory over Pittsburgh in Super Bowl XLV.

- ▶ McCarthy joined Pittsburgh's Bill Cowher (2005) as the only Super Bowl-winning coaches to lead their respective teams to three road wins as the No. 6 seed in the postseason en route to a world title.
- ▶ Including playoffs, McCarthy has an 80-42 record since taking over as head coach in 2006, a .656 winning percentage that ranks **No. 3 among current NFL head coaches** (minimum 50 games):

<u>Coach</u>	<u>Winning Pct.</u>
1. John Harbaugh, BAL	.677 (63-30)
2. Mike Smith, ATL	.671 (57-28)
3. Mike McCarthy, GB	.656 (80-42)
4. Mike Tomlin, PIT	.654 (68-36)
5. Bill Belichick, CLE/NE	.653 (205-109)

- ▶ McCarthy's .600 winning percentage in the playoffs (6-4) ranks No. 3 in franchise history:

<u>Coach</u>	<u>Playoff Winning Pct.</u>
1. Vince Lombardi, 1959-67	.900 (9-1)
2. Mike Holmgren, 1992-98	.643 (9-5)
3. Mike McCarthy, 2006-12	.600 (6-4)

- ▶ With 80 overall wins, McCarthy ranks No. 4 in team history:

<u>Coach</u>	<u>Overall Wins</u>
1. Curly Lambeau, 1921-49	212
2. Vince Lombardi, 1959-67	98
3. Mike Holmgren, 1992-98	84
4. Mike McCarthy, 2006-12	80
5. Mike Sherman, 2000-05	59

- ▶ McCarthy won his 75th career game (including playoffs) at Detroit in Week 11, tying Kansas City's Andy Reid for the fastest to 75 wins among active NFL head coaches. It is the third fastest in team history:

<u>Coach</u>	<u>Games Needed For 75 Wins</u>
1t. Mike McCarthy, GB	114
1t. Andy Reid, PHI/KC	114
3. Mike Shanahan, OAK/DEN/WAS	119
4. Tom Coughlin, JAX/NYG	140

<u>Coach</u>	<u>Games Needed For 75 Wins</u>
1. Vince Lombardi	102
2. Mike Holmgren	111
3. Mike McCarthy	114
4. Curly Lambeau	117

- ▶ McCarthy has guided the Packers to four seasons with 11-plus wins (2007, 2009, 2011-12). That is tied with Lombardi (1961-63, 1966) and Holmgren (1995-98) for the **most by a coach in franchise history**.

- ▶ Since McCarthy took over in 2006, the Packers are tied for No. 2 in the NFL in regular-season winning percentage:

<u>Team</u>	<u>Winning Pct.</u>
1. New England	.786 (88-24)
2t. Green Bay	.661 (74-38)
2t. Indianapolis	.661 (74-38)
4. Baltimore	.643 (72-40)
5. Pittsburgh	.634 (71-41)

THE WINS KEEP COMING

With a win in Week 15 at Chicago in 2012, Green Bay posted its fourth straight 10-win season, tying a franchise record (1929-32, 1995-98, 2001-04).

- ▶ A victory vs. Tennessee in Week 16 brought the Packers' win total over the past four seasons to 47, which ranks second in franchise history:

<u>Seasons</u>	<u>Regular-Season Wins</u>
1. 1995-98	48
2. 2009-12	47
3. 1994-97	46

- ▶ Green Bay and New England are the only two teams in the league to win at least 10 regular-season games each of the last four seasons.

- ▶ A look at the top regular-season win totals in the league from 2009-12:

<u>Team</u>	<u>Regular-Season Wins</u>
1. New England	49
2. Green Bay	47
3. Atlanta	45

2012 HONOR ROLL

CB Casey Hayward

NFL Defensive Rookie of the Month – October
All-Rookie Team – *Pro Football Weekly*/PFWA

CB Davon House

NFC Special Teams Player of the Week – Week 8 (vs. Jacksonville)

P Tim Masthay

NFC Special Teams Player of the Week – Week 2 (vs. Chicago)

LB Clay Matthews

Midseason All-Pro Team – *Pro Football Weekly*
2013 Pro Bowl selection (fourth career)
All-NFC Team – *Pro Football Weekly*/PFWA
Second-Team All-Pro – *The Associated Press*

QB Aaron Rodgers

NFC Offensive Player of the Week – Week 4 (vs. New Orleans)
NFC Offensive Player of the Week – Week 6 (at Houston)
FedEx Air NFL Player of the Week – Week 6 (at Houston)
NFC Offensive Player of the Month – October
Midseason All-Pro Team – *Pro Football Weekly*
FedEx Air NFL Player of the Week – Week 16 (vs. Tennessee)
2013 Pro Bowl selection (third career)
All-NFC Team – *Pro Football Weekly*/PFWA
Second-Team All-Pro – *The Associated Press*

C Jeff Saturday

2013 Pro Bowl selection (sixth career)



PACKERS AT 49ERS – WEEK 1

SACKING PACK

The Packers finished in the top five in the league last season in both sacks and sack yardage, the second time they have done so in both categories in the last three seasons (also 2010):

<u>Team</u>	<u>Sacks (2012)</u>
1t. Denver, St. Louis	52
3. Cincinnati	51
4. Green Bay	47
5t. Houston, Minnesota	44

<u>Team</u>	<u>Sack Yardage (2012)</u>
1. Denver	364
2. Cincinnati	341
3. St. Louis	325
4. Green Bay	309
5. Chicago	289

► Green Bay's sack total last season was tied for the fifth best in franchise history (since team sacks began to be recorded in 1963):

<u>Season</u>	<u>Sacks</u>
1. 2001	52
2. 1998	50
3t. 1978, 1985	48
5t. 1966, 2010, 2012	47

► The Packers had 15 different players register at least one full sack last season, **No. 2 in the NFL** behind only the Browns:

<u>Team</u>	<u>Players With A Sack</u>
1. Cleveland	16
2. Green Bay	15
3t. Cincinnati, St. Louis	13

► With the 15 players in 2012, the Packers tied the top single-season mark in franchise history:

<u>Season</u>	<u>Packers With A Sack</u>
1t. 1987, 2012	15
3t. 2003, 2009, 2010	14

► Since 2010, the Packers have registered 123 sacks, which is **tied for No. 4 in the league** over that span:

<u>Team</u>	<u>Sacks (Since 2010)</u>
1. St. Louis	134
2. N.Y. Giants	127
3. Minnesota	125
4t. Green Bay	123
4t. Cincinnati	123

KEEPING THEM OUT

Since defensive coordinator **Dom Capers** joined the staff in 2009, the Packers have been one of the best defenses in the league when it comes to points and touchdowns allowed.

► The Packers rank **No. 4 in the league** in both scoring defense and overall touchdowns allowed **since 2009**:

<u>Team</u>	<u>Points Allowed Per Game</u>
1. Pittsburgh	17.1
2. San Francisco	17.6
3. Baltimore	17.8
4. Green Bay	19.3
5. Atlanta	19.7

<u>Team</u>	<u>Overall TDs Allowed</u>
1. Baltimore	113
2. Pittsburgh	115
3. San Francisco	117
4. Green Bay	138
5. Chicago	140

► Green Bay's defense has been particularly stingy when it comes to rushing TDs given up, ranking No. 3 in the NFL in that category since '09:

<u>Team</u>	<u>Rushing TDs Allowed</u>
1. Pittsburgh	28
2. San Francisco	31
3. Green Bay	33
4. Minnesota	35
5. Baltimore	38

► The Packers allowed an average of 21.0 points per game last season, which ranked **No. 11 in the league**.

► The Packers allowed 101 touchdowns from 2009-11, the **fewest allowed by the team over a three-year span** since Green Bay gave up 99 touchdowns from 2001-03.

► In 2011, the Packers ranked No. 19 in the league in scoring defense at 22.4 points per game.

► That came on the heels of a 2010 Super Bowl campaign that saw Green Bay finish No. 2 in the NFL at 15.0 points per game, the team's best scoring-defense mark since its Super Bowl title team of 1996 (13.1 ppg.).

► It was the second consecutive top-10 finish in scoring defense for the Packers after they ranked No. 7 in the league in 2009 at 18.6 ppg.

► Green Bay is 52-9 (.852) under Head Coach **Mike McCarthy** when it allows 20 or fewer points and 70-18 (.795) when it allows less than 30 points. A look at the Packers' regular-season record **since 2006** by points allowed:

<u>Points Allowed</u>	<u>GB Record Since 2006</u>
10 or less	20-1 (.952)
11-20	32-8 (.800)
21-29	18-9 (.667)
30-plus	4-20 (.167)



PACKERS AT 49ERS – WEEK 1

TIGHTENING UP

Green Bay's pass defense made noticeable strides in 2012, with the team finishing the season ranked **No. 11 in the NFL** (218.3 ypg).

- ▶ That was more than an 81-yard improvement from Green Bay's average in 2011, when the Packers allowed a league-high 299.8 yards per game.
- ▶ Green Bay limited its opposition to less than 120 net passing yards in five games last season. That ranked **No. 1 in the league**:

<u>Team</u>	<u>Games/<120 Net Passing Yards</u>
1. Green Bay	5
2t. San Francisco, Seattle	4
4. Chicago	3

- ▶ A look at the Packers' best single-season marks since the league went to a 16-game format in 1978:

<u>Season</u>	<u>Games/<120 Net Passing Yards</u>
1. 1978	6
2t. 1979, 1988, 2012	5
5. 2005	4

- ▶ Green Bay ranked No. 4 in the NFL in opponent passer rating in 2012, its seventh straight top-10 finish in the category:

<u>Team</u>	<u>Opponent Passer Rating</u>
1. Arizona	71.2
2. Chicago	71.3
3. Seattle	71.8
4. Green Bay	76.8
5. Atlanta	77.1

SHORING UP THE SCORING DEFENSE

In eight of their last 10 regular-season games, and nine of 11 including the Wild Card playoff win, the Packers held their opponent to 20 points or less.

- ▶ That stretch of strong play in that area helped propel Green Bay to a **No. 11 ranking in scoring defense** last season:

<u>Team</u>	<u>Points Allowed (2012)</u>
1. Seattle	245 (15.3)
2. San Francisco	273 (17.1)
3. Chicago	277 (17.3)
4. Denver	289 (18.1)
5. Atlanta	299 (18.7)
6. Pittsburgh	314 (19.6)
7. Miami	317 (19.8)
8. Cincinnati	320 (20.0)
9t. Houston	331 (20.7)
9t. New England	331 (20.7)
11. Green Bay	336 (21.0)

- ▶ Since defensive coordinator **Dom Capers** took over the defense in 2009, the Packers have now finished in the top 11 in the league in scoring defense in three of four seasons. Green Bay ranked No. 7 in the NFL in 2009 (18.6 ppg) and No. 2 in the league in 2010 (15.0 ppg).

DIFFERENTIAL MAKES A DIFFERENCE

The Packers finished the 2012 season ranked No. 10 in the NFL with a plus-7 turnover differential:

<u>Team</u>	<u>Turnover Margin (2012)</u>
1. New England	plus-25
2. Chicago	plus-20
3. Washington	plus-17
4. N.Y. Giants	plus-14
5t. Atlanta, Seattle	plus-13
7. Houston	plus-12
8t. Cleveland, San Francisco	plus-9
10. Green Bay	plus-7

- ▶ Green Bay has finished in the top 10 in the league in turnover differential each of the past six seasons (2007-12), the **only team in the NFL** to accomplish that feat over that span.

- ▶ The Packers either won the turnover battle or came out even in the category in **every game in 2011**. They were the **only team in the NFL** to accomplish that feat in 2011.

- ▶ Green Bay has won the turnover battle or come out even in 29 of its last 34 regular-season games (Week 1 vs. San Francisco, Week 4 vs. New Orleans, Week 12 at the N.Y. Giants, Week 15 at Chicago, Week 17 at Minnesota last season the lone exceptions).

- ▶ Green Bay ranked **No. 2 in the league** in 2011 with a plus-24 turnover differential, trailing only San Francisco (plus-28). That mark was tied for No. 2 in franchise history. Two of the top five ratios have come under Head Coach **Mike McCarthy**:

<u>Season</u>	<u>Turnover Margin</u>
1. 1943	plus-26
2t. 1941	plus-24
2t. 1965	plus-24
2t. 2009	plus-24
2t. 2011	plus-24

- ▶ A look at where Green Bay ranks in the category since 2009:

<u>Team</u>	<u>Turnover Margin (Since 2009)</u>
1. New England	plus-76
2. Green Bay	plus-65
3. San Francisco	plus-45

- ▶ During McCarthy's tenure, the Packers have a 56-6 (.903) regular-season record when they come out ahead in the game in turnover ratio, and a 8-23 (.258) mark when they lose the takeaway battle:

<u>Turnover Margin</u>	<u>GB Record Since 2006</u>
minus-3 or worse	0-2 (.000)
minus-2	2-8 (.200)
minus-1	6-13 (.316)
even	10-9 (.526)
plus-1	25-3 (.893)
plus-2	14-1 (.933)
plus-3 or more	17-2 (.895)



PACKERS AT 49ERS – WEEK 1

PICKING PACK

Green Bay had 18 INTs last season, which was **tied for No. 8 in the NFL**:

<u>Team</u>	<u>Interceptions</u>
1. Chicago	24
2. Arizona	22
3t. N.Y. Giants, Washington	21
5t. Atlanta, New England	20
7. Tennessee	19
8t. Green Bay , Seattle, Tampa Bay	18

- ▶ The Packers have finished in the top eight in the league in INTs every season under Head Coach **Mike McCarthy** (2006-12), the **only team in the league** to do so over that span.
- ▶ The Packers lead the NFL with 49 interceptions since 2011:

<u>Team</u>	<u>Interceptions (Since 2011)</u>
1. Green Bay	49
2. Chicago	44
3. New England	43

- ▶ In 2011, the Packers led the league in interceptions (31) for the second time in three seasons (2009).
- ▶ Green Bay's interception total in 2011 was the best by the team since the 1970 AFL-NFL merger and the most since the Packers also recorded 31 INTs in 1962. A look at the best team totals since 1970:

<u>Season</u>	<u>Interceptions</u>
1. 2011	31
2t. 1981	30
2t. 2009	30

- ▶ The Packers' two INTs for touchdowns in Week 9 at San Diego in 2011 gave them three for the season, their franchise-record fourth straight season recording at least three interception returns for TDs. The last NFL team to register four straight seasons with at least three INT returns for TDs was the Los Angeles Rams from 1983-86.
- ▶ The Packers' 1,948 INT return yards from 2008-11 were the **most by an NFL team over a four-year period since the merger**. A look at where Green Bay ranks in several categories **since 2008**:

<u>Team</u>	<u>Interceptions</u>
1. Green Bay	125
2t. Chicago, New England	100
4. Baltimore	95

<u>Team</u>	<u>Interception TDs</u>
1. Green Bay	17
2. Chicago	15
3. Tampa Bay	14

<u>Team</u>	<u>INT Return Yardage</u>
1. Green Bay	2,194
2. Tampa Bay	1,624
3. Tennessee	1,519

TAKE IT AWAY NOW

Since Head Coach **Mike McCarthy** took over in 2006, Green Bay has been one of the most productive teams in the league when it comes to taking the ball away from its opponents.

- ▶ Last season, Green Bay recorded 23 takeaways (tied for No. 18 in the NFL). The Packers have generated 222 takeaways since '06, **No. 3 in the league** over that span:

<u>Team</u>	<u>Total Takeaways Since 2006</u>
1. Chicago	247
2. New England	229
3. Green Bay	222
4. Baltimore	207
5. N.Y. Giants	204

- ▶ Since **Dom Capers** took over as defensive coordinator in 2009, the Packers have posted at least 32 takeaways in three of four seasons (2009-11):

<u>Team</u>	<u>Total Takeaways Since 2009</u>
1. New England	141
2. Chicago	138
3. Green Bay	133
4. N.Y. Giants	129
5. Atlanta	119

- ▶ Green Bay's takeaway total of 110 from 2009-11 was the best three-year mark by the club since it generated 116 turnovers from 2001-03.
- ▶ The Packers have a **55-12 record** (.821) when they record **at least two takeaways** in a game under McCarthy. A look at the Packers' record by the number of takeaways they have in a game since 2006:

<u>Takeaways In Game</u>	<u>GB Record Since 2006</u>
None	1-13 (.071)
One	18-13 (.581)
Two	24-7 (.774)
Three-plus	31-5 (.861)

- ▶ Since 2008, the Packers have registered at least 100 takeaway points in four of five seasons. The lone exception was in 2012, when Green Bay registered 53 takeaway points.
- ▶ A glance at the top takeaway point totals in the league since 2008:

<u>Team</u>	<u>Takeaway Points (Since 2008)</u>
1. New England	564
2. Green Bay	547
3. Baltimore	511
4. New Orleans	507
5. N.Y. Giants	473

- ▶ The Packers have finished in the top five in the league in takeaway points in four of the last five seasons, checking in at No. 1 in 2008 (124 points), tied for No. 1 in 2009 (141 points), No. 5 in 2010 (111 points) and No. 5 in 2011 (118 points).



PACKERS AT 49ERS – WEEK 1

AMONG THE LEADERS ONCE AGAIN

Coming off one of the finest campaigns by a quarterback in NFL history, QB **Aaron Rodgers** once again was among the league leaders in several categories last season (min. 224 attempts/14 per game):

<u>Quarterback</u>	<u>Passer Rating</u>
1. Aaron Rodgers, GB	108.0
2. Peyton Manning, DEN	105.8
3. Robert Griffin III, WAS	102.4

<u>Quarterback</u>	<u>Passing TDs</u>
1. Drew Brees, NO	43
2. Aaron Rodgers, GB	39
3. Peyton Manning, DEN	37

<u>Quarterback</u>	<u>Touchdown Pct.</u>
1. Aaron Rodgers, GB	7.1
2. Russell Wilson, SEA	6.6
3. Drew Brees, NO	6.4

<u>Quarterback</u>	<u>TD/INT Ratio</u>
1. Aaron Rodgers, GB	4.88 (39/8)
2. Tom Brady, NE	4.25 (34/8)
3. Robert Griffin III, WAS	4.00 (20/5)

<u>Quarterback</u>	<u>Completion Pct.</u>
1. Matt Ryan, ATL	68.62
2. Peyton Manning, DEN	68.61
3. Aaron Rodgers, GB	67.21

<u>Quarterback</u>	<u>Interception Pct.</u>
1. Tom Brady, NE	1.26
2. Robert Griffin III, WAS	1.27
3. Aaron Rodgers, GB	1.45

- ▶ Rodgers led the league in passer rating for the second consecutive season, becoming the first NFL quarterback to do so since Peyton Manning led the league in the category in three straight seasons (2004-06).
- ▶ Rodgers' combined passer rating of 114.9 from 2011-12 was the best **two-season passer rating in NFL history** (min. 700 att.):

<u>Quarterback</u>	<u>Passer Rating</u>
1. Aaron Rodgers, GB, 2011-12	114.9
2. Peyton Manning, IND, 2004-05	113.0
3. Aaron Rodgers, 2010-11	112.1

- ▶ Rodgers finished last season with 371 completions, one shy of the single-season franchise mark:

<u>Quarterback</u>	<u>Completions</u>
1. Brett Favre, 2005	372
2. Aaron Rodgers, 2012	371
3. Brett Favre, 1994	363

- ▶ With 39 TD passes on the season, Rodgers now has two of the top three single-season totals in franchise annals:

<u>Quarterback</u>	<u>Passing TDs</u>
1. Aaron Rodgers, 2011	45
2t. Aaron Rodgers, 2012	39
2t. Brett Favre, 1996	39

- ▶ Rodgers threw 25 TD passes in the first nine games last season, the second straight year he had thrown 25-plus TDs in the opening nine contests. He is the **only quarterback in NFL history** to post 25-plus TD passes in his team's first nine games in two different seasons (28 TD passes in 2011).
- ▶ In 2011, Rodgers connected on 343 of 502 passes (68.3 percent) for 4,643 yards and a career-high 45 TDs with six INTs on his way to earning NFL Most Valuable Player honors from *The Associated Press*. His 122.5 passer rating in 2011 set an NFL single-season record:
- ▶ The Packers have averaged 28.06 points per game in Rodgers' 78 career regular-season starts, **No. 1 among QBs** since 1950 (min. 50 starts):

<u>Quarterback</u>	<u>Points Per Game</u>
1. Aaron Rodgers, GB	28.06
2. Tom Brady, NE	28.01
3. Norm Van Brocklin, LA/PHI	27.14

- ▶ On his 61-yard TD pass to WR Jordy Nelson in Week 12 last season against the Giants, Rodgers went over the 20,000-yard mark for his career. He did so on his 2,469th attempt, the third fastest in NFL history behind only Steve Young (2,440) and Kurt Warner (2,443).
- ▶ A look at where Rodgers ranks in several categories **since 2011** (min. 600 attempts):

<u>Quarterback</u>	<u>Passer Rating</u>
1. Aaron Rodgers, GB	114.9
2. Drew Brees, NO	103.4
3. Tom Brady, NE	102.0

<u>Quarterback</u>	<u>Touchdowns</u>
1. Drew Brees, NO	89
2. Aaron Rodgers, GB	84
3. Tom Brady, NE	73

<u>Quarterback</u>	<u>Yards/Attempt</u>
1. Aaron Rodgers, GB	8.48
2. Tom Brady, NE	8.06
3. Drew Brees, NO	8.03

<u>Quarterback</u>	<u>Completion Pct.</u>
1. Aaron Rodgers, GB	67.7
2. Drew Brees, NO	67.1
3. Tony Romo, DAL	65.9

<u>Quarterback</u>	<u>TD/INT Ratio</u>
1. Aaron Rodgers, GB	6.00 (84/14)
2. Tom Brady, NE	3.65 (73/20)
3. Alex Smith, SF	3.00 (30/10)

PACKERS AT 49ERS – WEEK 1

A RATINGS SUCCESS

Since taking over as the starter in 2008 (78 starts), **QB Aaron Rodgers** has posted more 100-plus passer rating games (min. 15 attempts) than any other quarterback in the league:

<u>Quarterback</u>	<u>100-Rating Games (Since '08)</u>
1. Aaron Rodgers, GB	46
2. Drew Brees, NO	44
3. Philip Rivers, SD	40
4. Tom Brady, NE	39
5. Tony Romo, DAL	31

▶ Rodgers' 43 games with a 100-plus rating in his first 75 career starts set an **NFL record** among QBs whose careers started since 1970:

<u>Quarterback</u>	<u>100-Rating Games (First 75 Starts)</u>
1. Aaron Rodgers, GB	43
2. Tony Romo, DAL	40
3. Philip Rivers, SD	36

▶ Rodgers posted a 100-plus passer rating in each of the first 12 games in 2011, a streak that **topped the NFL single-season mark** of nine set by Colts QB Peyton Manning in 2004.

▶ A look at where Rodgers' ranks in the NFL since 2011:

<u>Quarterback</u>	<u>100-rating games</u>
1t. Aaron Rodgers, GB; Tom Brady, NE	21
3. Drew Brees, NO	20
4. Matt Ryan, ATL	17

<u>Quarterback</u>	<u>130-rating games</u>
1. Aaron Rodgers, GB	9
2. Matt Ryan, ATL	6
3. Drew Brees, NO	5

TORRID TWO-YEAR STRETCH

With four TD passes at Minnesota last season in Week 17, **QB Aaron Rodgers** brought his two-year total to 84 TD passes (45 in 2011, 39 in 2012).

▶ With that, Rodgers set the franchise record for the most TD passes over a two-season span:

<u>Quarterback</u>	<u>TD Passes</u>
1. Aaron Rodgers, 2011-12	84
2. Brett Favre, 1995-96	77
3. Brett Favre, 1996-97	74

▶ A look at where Rodgers' two-year total ranks in NFL history:

<u>Quarterback</u>	<u>TD Passes</u>
1. Drew Brees, 2011-12	89
2. Aaron Rodgers, 2011-12	84
3. Drew Brees, 2010-11	79
4t. Dan Marino, 1984-85	78
4t. Peyton Manning, 2003-04	78
6t. Brett Favre, 1995-96	77
6t. Peyton Manning, 2004-05	77

TAKING HIS PLACE AMONG THE GAME'S BEST

Rodgers surpassed the 1,500-attempt plateau for his career in 2010, the benchmark to qualify for passer rating in the NFL record book.

▶ Rodgers has completed 1,752 of 2,665 passes (65.7 percent) in his career for 21,661 yards and 171 touchdowns with 46 interceptions for a 104.9 passer rating in the regular season, **No. 1 in NFL history**:

<u>Quarterback</u>	<u>Career Passer Rating</u>
1. Aaron Rodgers, GB	104.9
2. Steve Young, TB/SF	96.8
3. Tom Brady, NE	96.6
4. Peyton Manning, IND/DEN	95.7
5. Tony Romo, DAL	95.6

▶ With his league-leading 108.0 passer rating last season, Rodgers became only the **second quarterback in NFL history** to register four straight 100-plus passer rating seasons, joining 49ers QB Steve Young (1991-94).

▶ With 4,295 passing yards in 2012, Rodgers brought his total in five seasons as a starter to 21,332. That ranks **No. 1 in NFL history** for the most passing yards by a QB in his first five seasons as a starter, topping the previous mark held by Peyton Manning (20,618, 1998-2002).

▶ In 78 career regular-season starts, Rodgers has eclipsed the century mark in passer rating 46 times and recorded 28 games of 300-plus yards.

▶ Where Rodgers ranks among active NFL quarterbacks **since he took over as the starter in 2008** (min. 600 attempts):

<u>Quarterback</u>	<u>Passing Yards</u>
1. Drew Brees, NO	24,730
2. Aaron Rodgers, GB	21,332
3. Philip Rivers, SD	21,203

<u>Quarterback</u>	<u>Passing TDs</u>
1. Drew Brees, NO	190
2. Aaron Rodgers, GB	170
3. Philip Rivers, SD	145

<u>Quarterback</u>	<u>Passer Rating</u>
1. Aaron Rodgers, GB	105.6
2. Tom Brady, NE	102.4
3. Drew Brees, NO	100.3

<u>Quarterback</u>	<u>Yards/Attempt</u>
1. Aaron Rodgers, GB	8.19
2. Philip Rivers, SD	8.11
3. Tom Brady, NE	7.96

<u>Quarterback</u>	<u>INT Percentage</u>
1. Tom Brady, NE	1.6
2. Aaron Rodgers, GB	1.7
3. Jason Campbell, WAS/OAK/CHI/CLE	2.2

<u>Quarterback</u>	<u>25-Yard Passes</u>
1. Drew Brees, NO	193
2. Aaron Rodgers, GB	183
3. Eli Manning, NYG	169

<u>Quarterback</u>	<u>Rushing Yards</u>
1. Michael Vick, PHI	1,692
2. Cam Newton, CAR	1,447
3. Aaron Rodgers, GB	1,395



PACKERS AT 49ERS – WEEK 1

TAKING CARE OF THE BALL

Since taking over as the starter in 2008, QB **Aaron Rodgers** has been one of the best in the league when it comes to limiting interceptions.

- ▶ Rodgers has thrown just 45 interceptions as a starter. His career INT percentage of 1.73 (46 INTs on 2,665 attempts) ranks **No. 1 in NFL history** (min. 1,500 attempts):

<u>Quarterback</u>	<u>Career INT Pct.</u>
1. Aaron Rodgers, GB	1.73
2. Tom Brady, NE	2.06
3. Neil O'Donnell, PIT/NYJ/CIN/TEN	2.11

- ▶ Rodgers also ranks **No. 1 in league annals** in career TD/INT ratio:

<u>Quarterback</u>	<u>TD/INT Ratio</u>
1. Aaron Rodgers, GB	3.72 (171/46)
2. Tom Brady, NE	2.72 (334/123)
3. Steve Young, TB/SF	2.17 (232/107)

- ▶ At the time of Rodgers' 150th career TD pass (Week 7 last season), he had thrown just 42 career INTs. That easily bested Dolphins QB Dan Marino's **NFL record** of 69 INTs at the time of his 150th career TD pass.

- ▶ Rodgers holds two of the three lowest interception percentage marks (min. 200 attempts) in a season in team history:

<u>Quarterback</u>	<u>Season INT Pct.</u>
1t. Aaron Rodgers, 2011	1.20 (6 INTs, 502 att.)
1t. Bart Starr, 1966	1.20 (3 INTs, 251 att.)
3. Aaron Rodgers, 2009	1.29 (7 INTs, 541 att.)

- ▶ Rodgers **leads the league** with 43 zero-interception games since 2008:

<u>Quarterback</u>	<u>Zero-INT Games</u>
1. Aaron Rodgers, GB	43
2. Tom Brady, NE	40
3. Joe Flacco, BAL	39

- ▶ Rodgers has not had a two-INT game in 39 straight regular-season starts, the **longest streak by an NFL QB since the 1970 AFL-NFL merger** (according to the Elias Sports Bureau). The previous record was 27 straight games by QB Neil O'Donnell from 1997-99.

- ▶ Rodgers will enter the 2013 season having not thrown an INT in 144 consecutive passing attempts in the regular season, the longest current streak in the league.

HITTING HIS MARK

QB **Aaron Rodgers** completed 371 of 552 passes last season, a 67.2 completion percentage that ranked **No. 3 in the league**.

- ▶ Rodgers set a single-season franchise record with his 68.3 completion percentage (343-502) in 2011. He now holds the top two and three of the top four single-season marks in team annals:

<u>Quarterback</u>	<u>Completion Pct.</u>
1. Aaron Rodgers, 2011	68.3
2. Aaron Rodgers, 2012	67.2
3. Brett Favre, 2007	66.5
4. Aaron Rodgers, 2010	65.7
5. Brett Favre, 2003	65.3

- ▶ Rodgers ranks **No. 2 in NFL history** in career completion percentage (min. 1,500 attempts), connecting on 1,752 of 2,665 attempts:

<u>Quarterback</u>	<u>Career Completion Pct.</u>
1. Chad Pennington, NYJ/MIA	66.0
2. Aaron Rodgers, GB	65.7
3. Drew Brees, SD/NO	65.6

THIRD DOWN IS THE CHARM

- ▶ A glance at where QB **Aaron Rodgers** ranked on third down last season (min. 100 att.):

<u>Quarterback</u>	<u>Passer Rating</u>
1. Aaron Rodgers, GB	110.82
2. Tom Brady, NE	110.78
3. Ben Roethlisberger, PIT	106.85

<u>Quarterback</u>	<u>25-Yard Passes</u>
1. Drew Brees, NO	17
2. Aaron Rodgers, GB	15
3. Peyton Manning, DEN	14

<u>Quarterback</u>	<u>Yards/Attempt</u>
1. Aaron Rodgers, GB	9.01
2. Drew Brees, NO	8.39
3. Peyton Manning, DEN	8.13

- ▶ Rodgers threw for 1,298 yards and nine TDs with one INT on 92-of-144 passing (63.9 percent) on third down last season.

- ▶ He connected on 80 of 122 passes (65.6 percent) for 1,136 yards and nine TDs with two INTs on third down in 2011. His passer rating of 113.3 on third down ranked **No. 2 in the NFL** in 2011.

- ▶ In '09, Rodgers ranked No. 1 in the NFL with a 133.5 rating. No other quarterback in the league threw for as many yards (1,710) or touchdowns (14) on third down as Rodgers, and his passer rating was the best in the NFL since Kurt Warner's 137.3 rating in 1999 with St. Louis.

- ▶ In 78 career regular-season starts, Rodgers has posted a 100-plus passer rating on third down in 45 of those contests. A look at some of his numbers on third down **since 2009** (min. 250 attempts):

<u>Quarterback</u>	<u>Passer Rating</u>
1. Aaron Rodgers, GB	114.0
2. Tom Brady, NE	107.4
3. Drew Brees, NO	103.9

<u>Quarterback</u>	<u>TD/INT Ratio</u>
1. Tom Brady, NE	9.00 (45/5)
2. Aaron Rodgers, GB	5.38 (43/8)
3. Ben Roethlisberger, PIT	3.20 (32/10)

<u>Quarterback</u>	<u>Yards/Attempt</u>
1. Aaron Rodgers, GB	9.24
2. Eli Manning, NYG	8.37
3. Philip Rivers, SD	8.36

<u>Quarterback</u>	<u>25-Yard Passes</u>
1t. Aaron Rodgers, GB	53
1t. Eli Manning, NYG	53
3. Philip Rivers, SD	46



PACKERS AT 49ERS – WEEK 1

COOL UNDER FIRE

QB **Aaron Rodgers** was once again one of the most effective passers in the league against the blitz last season.

► In 2012, Rodgers completed 82 of 127 passes (64.6 percent) for 1,056 yards and 14 TDs with three INTs against the blitz (when a defender not lined up on the line of scrimmage rushes the QB, or more than four players rush the QB) for a 117.4 passer rating.

► A look at where he ranked in three categories against the blitz in 2012 (min. 60 attempts):

<u>Quarterback</u>	<u>Passer Rating</u>
1. Robert Griffin III, WAS	142.9
2. Alex Smith, SF	127.4
3. Tom Brady, NE	119.5
4. Aaron Rodgers, GB	117.4

<u>Quarterback</u>	<u>Passing TDs</u>
1. Tom Brady, NE	15
2. Aaron Rodgers, GB	14
3t. Andy Dalton, CIN; Peyton Manning, DEN	11

<u>Quarterback</u>	<u>TD Percentage</u>
1. Robert Griffin III, WAS	12.9
2. Aaron Rodgers, GB	11.0
3. Alex Smith, SF	10.3

► In 78 career starts, Rodgers has posted a 100-plus passer rating against the blitz 39 times (28-11 record in those games). That includes 21 games with a 125-plus rating.

► A glance at where some of Rodgers' numbers against the blitz rank among active quarterbacks **since 2009** (according to STATS LLC, min. 200 attempts):

<u>Quarterback</u>	<u>Passer Rating</u>
1. Aaron Rodgers, GB	115.3
2. Tom Brady, NE	107.1
3. Drew Brees, NO	99.9

<u>Quarterback</u>	<u>TD Percentage</u>
1. Aaron Rodgers, GB	7.8
2. Eli Manning, NYG	6.8
3. Tom Brady, NE	6.7

<u>Quarterback</u>	<u>Yards/Attempt</u>
1. Aaron Rodgers, GB	9.61
2. Philip Rivers, SD	8.96
3. Drew Brees, NO	8.36

<u>Quarterback</u>	<u>25-Yard Passes</u>
1. Aaron Rodgers, GB	62
2. Philip Rivers, SD	60
3. Eli Manning, NYG	56

► In 2011, Rodgers ranked **No. 1 in the NFL** against the blitz with a 131.4 passer rating (85 of 125, 1,500 yards, 11 TDs, two INTs). He also led the league with an average of 12.0 yards per attempt vs. the blitz.

► The top seasons against the blitz in the NFL since 1993 (according to STATS LLC):

<u>Quarterback</u>	<u>Passer Rating</u>
1. Robert Griffin III, WAS, 2012	142.9
2. Peyton Manning, IND, 2004	136.8
3. Aaron Rodgers, GB, 2011	131.4

<u>Quarterback</u>	<u>Yards/Attempt</u>
1. Aaron Rodgers, GB, 2011	12.00
2. Robert Griffin III, WAS, 2012	10.57
3. Ben Roethlisberger, PIT, 2004	10.48

PRODUCTION APLENTY INSIDE THE 20

QB **Aaron Rodgers** has been one of the most efficient signal-callers in the league in the red zone since taking over as the starter, and he once again found himself among the league leaders in several categories in 2012.

► A glance at where some of Rodgers' numbers inside the 20 (min. 50 attempts) ranked last season:

<u>Quarterback</u>	<u>Red-Zone Rating</u>
1. Drew Brees, NO	112.7
2. Aaron Rodgers, GB	109.9
3. Russell Wilson, SEA	107.5

<u>Quarterback</u>	<u>Completion Pct.</u>
1. Philip Rivers, SD	65.6
2. Matt Ryan, ATL	63.2
3. Drew Brees, NO	62.5
4. Aaron Rodgers, GB	62.1

<u>Quarterback</u>	<u>Touchdown Pct.</u>
1. Aaron Rodgers, GB	36.4
2. Peyton Manning, DEN	32.9
3. Drew Brees, NO	32.3

► Rodgers led the league in 2011 (min. 60 attempts) with a 107.0 red-zone rating, connecting on 53 of 84 passes (63.1 percent) for 358 yards and 29 TDs with just one INT.

► A look at where Rodgers ranks among active quarterbacks (min. 150 attempts) in three red-zone categories **since 2008**:

<u>Quarterback</u>	<u>Red-Zone Rating</u>
1. Aaron Rodgers, GB	107.7
2. Peyton Manning, IND/DEN	103.3
3. Tom Brady, NE	101.8

<u>Quarterback</u>	<u>Red-Zone TDs</u>
1. Drew Brees, NO	127
2. Aaron Rodgers, GB	108
3. Tom Brady, NE	96

<u>Quarterback</u>	<u>TD/INT Ratio (min. 30 TDs)</u>
1. Aaron Rodgers, GB	54.00 (108/2)
2. Peyton Manning, IND/DEN	23.25 (93/4)
3. Jason Campbell, WAS/OAK/CHI/CLE	21.50 (43/2)



PACKERS AT 49ERS – WEEK 1

BIG-PLAY WAYS

WR **Jordy Nelson** posted 49 catches for 745 yards (15.2 avg.) and seven TDs last season, despite missing four full games and most of two others due to injuries.

- ▶ Nelson led the team with 15 TD receptions in 2011, a total that also ranked No. 3 in the NFL. His TD total ranks No. 3 in franchise history behind only Sterling Sharpe (18 in 1994) and Don Hutson (17 in 1942).
- ▶ A look at where Nelson ranks in the league in touchdown catches **since 2011**:

<u>Player</u>	<u>Receiving TDs</u>
1. Rob Gronkowski, NE	28
2. Jordy Nelson, GB	22
3t. Dez Bryant, DAL	21
3t. Eric Decker, DEN	21
3t. Calvin Johnson, DET	21
3t. James Jones, GB	21

- ▶ Nelson's 22 TD catches in 2011-12 were the most by a Packer over a two-season span since WR Antonio Freeman posted 26 TD catches from 1997-98.
- ▶ Nelson matched his career high with three TD catches last season at Houston in Week 6, his second three-TD catch game over a span of seven-regular-season games (also Week 17 in 2011).
- ▶ Nelson became the first NFL player to register two three-TD grab games over a seven-game span since Washington WR Santana Moss (2005-06). The last Packer to accomplish the feat was Sharpe in 1994.
- ▶ Nelson ranks No. 2 in the league in TD catches at home since 2011:

<u>Player</u>	<u>Receiving TDs (Home)</u>
1. Rob Gronkowski, NE	15
2. Jordy Nelson, GB	14
3t. Dez Bryant, DAL	13
3t. Marques Colston, NO	13
3t. Jimmy Graham, NO	13

- ▶ In Week 6 of 2011 vs. St. Louis, Nelson moved into a tie for the No. 2 spot in team history for the most 80-yard TD catches with the third of his career. WR **Greg Jennings** holds the career franchise mark with four.
- ▶ With three TD grabs of 80-plus yards during his career, Nelson is tied for No. 2 among active NFL players:

<u>Player</u>	<u>80-Yard TD Catches</u>
1. Greg Jennings, MIN	4
2t. Jordy Nelson, GB; Mike Wallace, MIA	3

- ▶ Nelson has an average of 17.2 yards per catch since 2011, No. 2 in the league over that span among players with 100 or more receptions:

<u>Player</u>	<u>Receiving Avg.</u>
1. Vincent Jackson, SD/TB	18.9
2. Jordy Nelson, GB	17.2
3. Steve Smith, CAR	16.9

VERSATILITY ON DISPLAY

With a 14-yard punt return in the first quarter last season vs. Tennessee in Week 16, WR **Randall Cobb** set the franchise record for the most combined net yards in a season (rushing, receiving, interception returns, punt returns, kickoff returns, fumble returns).

- ▶ A look at the top seasons as far as combined net yards in franchise history:

<u>Player</u>	<u>Combined Net Yards</u>
1. Randall Cobb, 2012	2,342
2. Ahman Green, 2003	2,250
3. Ahman Green, 2001	1,981

- ▶ Cobb led the NFL with 2,342 combined net yards (156.1 per game) last season despite missing the season finale due to injury:

<u>Player</u>	<u>Combined Net Yards</u>
1. Randall Cobb, GB	2,342
2. Adrian Peterson, MIN	2,314
3. Calvin Johnson, DET	1,964

- ▶ Cobb became the **first Packer to lead the league** in combined net yards since Travis Williams in 1969 (1,517 yards).
- ▶ With 954 receiving yards and 964 kickoff return yards in 2012, Cobb became the **first player in NFL history** to post 900-plus receiving yards and 900-plus kickoff return yards in the same season.
- ▶ Cobb led the team in receptions (80) and receiving yards (954) last season, despite missing the final game due to injury. Over his last 12 games, he had 69 receptions for 858 yards (12.4 avg.) and eight TDs.
- ▶ When Cobb returned a fourth-quarter punt 75 yards for a TD vs. San Francisco in the season opener, it marked the second consecutive season that he scored on a kick return in Week 1.
- ▶ In 2011, Cobb made a splash in his pro debut vs. New Orleans with a 108-yard kickoff return for a TD that matched the NFL record.
- ▶ According to Elias, Cobb is the **only player in NFL history** to score on a kick return (punt or kickoff) in Week 1 each of his first two seasons.
- ▶ Cobb now has three kick return scores in 30 career regular-season games, which already **ties him for No. 2 in franchise history**:

<u>Player</u>	<u>Total Kick Return TDs</u>
1. Travis Williams	6
2t. Randall Cobb , six other players	3

- ▶ Cobb is tied for No. 3 in the league in kick return TDs **since 2011**:

<u>Player</u>	<u>Total Kick Return TDs</u>
1t. Jacoby Jones, BAL	4 (2 PR, 2 KR)
1t. Patrick Peterson, ARI	4 (4 PR, 0 KR)
3t. Randall Cobb, GB	3 (2 PR, 1 KR)
3t. Devin Hester, CHI	3 (2 PR, 1 KR)
3t. Leodis McKelvin, BUF	3 (3 PR, 0 KR)

- ▶ In 2012, Cobb averaged 25.4 yards on kickoff returns (No. 12 in the NFL) and 9.4 yards on punt returns (No. 14 in the league).



PACKERS AT 49ERS – WEEK 1

JONES JOINS SELECT COMPANY

WR **James Jones** led the league with 14 touchdown catches last season, becoming the first Packer to lead the NFL in TD catches in a season since WR Sterling Sharpe did so with a franchise-record 18 in 1994.

► A look at the top receiving-TD totals in the league last season:

<u>Player</u>	<u>Receiving TDs</u>
1. James Jones, GB	14
2. Eric Decker, DEN	13
3. Dez Bryant, DAL	12
4t. A.J. Green, CIN	11
4t. Rob Gronkowski, NE	11
4t. Brandon Marshall, CHI	11

► Jones' season total is tied for No. 4 in franchise history:

<u>Player</u>	<u>Receiving TDs</u>
1. Sterling Sharpe, 1994	18
2. Don Hutson, 1942	17
3. Jordy Nelson, 2011	15
4t. Antonio Freeman, 1998	14
4t. James Jones, 2012	14

► Since Week 16 of 2011, Jones has caught 16 TD passes, the most in the league over that span:

<u>Player</u>	<u>Receiving TDs</u>
1. James Jones, GB	16
2t. Marques Colston, NO; Eric Decker, DEN; Rob Gronkowski, NE; Julio Jones, ATL	13

► In Green Bay's Week 6 win last season at Houston, Jones caught two TD passes for the third consecutive game. By doing so, he joined WR Don Hutson (Nov. 14-Dec. 5, 1943) as the **only two players in franchise history** to catch two TD passes in three straight games, according to the Elias Sports Bureau.

► Jones' seven TD catches through the first six games last season were the most by a Packer in the opening six games since WR Billy Howton caught eight TD passes in the first six games in 1956.

► A glance at the top receiving TD totals in franchise history through the **opening six games of the season**:

<u>Player</u>	<u>Receiving TDs</u>
1. Don Hutson, 1942	10
2t. Don Hutson, 1945	8
2t. Billy Howton, 1956	8
4t. James Jones, 2012	7
4t. Don Hutson, 1936	7
4t. Bob Mann, 1951	7
4t. Max McGee, 1954	7

► Jones has caught five or more TD passes each of the past four seasons (2009-12), the first Packer to do so since WR Antonio Freeman accomplished that feat in six consecutive seasons (1996-2001).

FINDING FINLEY

With his season-high eight receptions last season in Week 17 at Minnesota, TE **Jermichael Finley** brought his season total to 61 receptions, the most by a tight end in franchise history. He is the only Green Bay TE to register three 55-catch seasons:

<u>Tight End</u>	<u>Receptions</u>
1. Jermichael Finley, 2012	61
2. Paul Coffman, 1979	56
3t. Paul Coffman, 1981	55
3t. Jermichael Finley, 2009, 2011	55

► Finley finished third on the team with the 61 catches for 667 yards (10.9 avg.) and two TDs. He now holds three of the top seven single-season yardage totals by a tight end in team annals:

<u>Tight End</u>	<u>Receiving Yards</u>
1. Paul Coffman, 1983	814
2. Jermichael Finley, 2011	767
3. Paul Coffman, 1979	711
4. Paul Coffman, 1981	687
5. Mark Chmura, 1995	679
6. Jermichael Finley, 2009	676
7. Jermichael Finley, 2012	667

► Over the final seven regular-season games in 2012, Finley caught 32 passes for 396 yards (12.4 avg.) and a TD. A look at where his reception and yardage numbers over that span ranked among NFL tight ends:

<u>Tight End</u>	<u>Rec. Yards (Weeks 11-17)</u>
1. Jason Witten, DAL	454
2. Jimmy Graham, NO	449
3. Jermichael Finley, GB	396

<u>Tight End</u>	<u>Receptions (Weeks 11-17)</u>
1. Jason Witten, DAL	44
2. Jimmy Graham, NO	40
3. Brandon Myers, OAK	35
4. Aaron Hernandez, NE	34
5t. Jermichael Finley, GB	32
5t. Tony Gonzalez, ATL	32

► Finley ranks No. 3 in franchise history among tight ends in career receiving yards and No. 4 in receptions (games played in parentheses)

<u>Tight End</u>	<u>Receiving Yards</u>
1. Paul Coffman, 1978-85	4,223 (119)
2. Ron Kramer, 1957-64	2,594 (89)
3. Jermichael Finley, 2008-12	2,485 (64)

<u>Tight End</u>	<u>Receptions</u>
1. Paul Coffman, 1978-85	322 (119)
2. Bubba Franks, 2000-07	256 (114)
3. Ed West, 1984-94	202 (167)
4. Jermichael Finley, 2008-12	198 (64)



PACKERS AT 49ERS – WEEK 1

MASTERFUL PERFORMANCES

P **Tim Masthay** was one of the most effective punters in the league over the final 10 games in 2011, and he continued his solid effort last season.

► Masthay had a 43.5-yard gross average, a 38.9-yard net average and placed 30 of his 70 punts inside the 20 (tied for No. 7 in the NFL) in 2012.

► Masthay matched the team record for the most punts inside the 20 in a season (since 1976):

<u>Player</u>	<u>Punts Inside 20</u>
1t. Tim Masthay, 2012	30
1t. Sean Landeta, 1998	30
3. Craig Hentrich, 1996	28
4t. Craig Hentrich, 1995, 1997	26
4t. Josh Bidwell, 2002	26

► Masthay also set a team record last season for net punting average (since 1976). He now holds the top three marks in franchise history:

<u>Player</u>	<u>Net Punting Avg.</u>
1. Tim Masthay, 2012	38.93
2. Tim Masthay, 2011	38.56
3. Tim Masthay, 2010	37.65
4. Jon Ryan, 2007	37.60
5. Sean Landeta, 1998	37.09

► Masthay had just five touchbacks last season, tied for the second fewest among Green Bay punters with 70-plus punts since 1959:

<u>Player</u>	<u>Touchbacks</u>
1. Louie Aguiar, 1999	4
2t. Tim Masthay, 2010, 2012	5
2t. David Beverly, 1976	5
2t. Don Bracken, 1987	5
2t. Josh Bidwell, 2000	5

► By clearing the 150-punt mark for his career in 2012, Masthay qualified in the franchise record books for career gross punting average. He ranks **No. 1 in team history**:

<u>Player</u>	<u>Career Punting Avg.</u>
1. Tim Masthay, 2010-12	44.2
2. Craig Hentrich, 1994-97	42.8
3. Dick Deschaine, 1955-57	42.6

► Masthay helped the Packers to a No. 5 ranking in the NFL last season in opponent punt return average:

<u>Team</u>	<u>Opponent Punt Return Avg.</u>
1. Chicago	3.4
2. Denver	6.0
3. New England	6.7
4. San Francisco	6.9
5. Green Bay	7.5

► The Packers allowed just 179 punt return yards in 2012, good for No. 3 in the NFL):

<u>Team</u>	<u>Opponent Punt Return Yards</u>
1. Chicago	84
2. New England	154
3. Green Bay	179

► The yardage allowed on punt returns was the second fewest by Green Bay in a season since the league went to a 16-game schedule in 1978:

<u>Season</u>	<u>Opponent Punt Return Yards</u>
1. 2007	113
2. 2012	179
3. 2000	205

RACKING UP POINTS

K **Mason Crosby** cleared the 100-point mark for the sixth straight season (2007-12), joining K Ryan Longwell as the only players in franchise history with six or more 100-point seasons:

<u>Player</u>	<u>100-Point Seasons</u>
1. Ryan Longwell, 1997-2004	8
2. Mason Crosby, 2007-12	6
3t. Paul Hornung, 1960-61, 1964	3
3t. Chris Jacke, 1989, 1993, 1996	3

► Crosby's 112 points in 2012 brought his career total to 762 points, which is No. 4 in team history:

<u>Player</u>	<u>Career Points</u>
1. Ryan Longwell, 1997-2004	1,054
2. Don Hutson, 1935-45	823
3. Chris Jacke, 1989-96	820
4. Mason Crosby, 2007-12	762
5. Paul Hornung, 1957-62, 1964-66	760

► Crosby's 762 career points **set an NFL record** for the most points scored by a player in his **first six seasons in the league**:

<u>Player</u>	<u>Points (First 6 Seasons)</u>
1. Mason Crosby, GB, 2007-12	762
2. Mike Vanderjagt, IND, 1998-2003	755
3. Nate Kaeding, SD, 2004-09	753

► Crosby is one of only three kickers in the league to clear the 100-point mark each of the last six seasons:

<u>Player</u>	<u>100-Point Seasons (2007-12)</u>
1t. Mason Crosby, GB	6
1t. David Akers, PHI/SF	6
1t. Rob Bironas, TEN	6
4t. Three players	5



PACKERS AT 49ERS – WEEK 1

CLAY FINDS HIS WAY TO THE QUARTERBACK

LB **Clay Matthews** ranked No. 5 in the league last season with 13.0 sacks, despite missing four games due to a hamstring injury.

<u>Player</u>	<u>Sacks</u>
1. J.J. Watt, HOU	20.5
2. Aldon Smith, SF	19.5
3. Von Miller, DEN	18.5
4. Cameron Wake, MIA	15.0
5. Clay Matthews, GB	13.0

- ▶ Matthews has finished in the top five in the league in sacks in two of the last three seasons (No. 4 in 2010 with 13.5 sacks).
- ▶ Matthews has registered 42.5 sacks since entering the NFL in 2009, which ranks **No. 5 in the league** over that span:

<u>Player</u>	<u>Sacks</u>
1. Jared Allen, MIN	59.5
2. DeMarcus Ware, DAL	57.5
3. Tamba Hali, KC	44.0
4. Cameron Wake, MIA	43.0
5. Clay Matthews, GB	42.5

- ▶ Matthews ranks No. 3 in team history in 10-sack seasons and No. 5 in two-sack games:

<u>Player</u>	<u>10-Sack Seasons</u>
1t. Reggie White, 1993, 1995, 1997-98	4
1t. Kabeer Gbaja-Biamila, 2001-04	4
3. Clay Matthews, 2009-10, 2012	3

<u>Player</u>	<u>Two-Sack Games</u>
1. Reggie White, 1993-98	16
2. Kabeer Gbaja-Biamila, 2000-08	15
3. Tim Harris, 1986-90	14
4. Aaron Kampman, 2002-09	10
5. Clay Matthews, 2009-12	9

- ▶ Matthews ranks No. 5 in team history with 42.5 career sacks:

<u>Player</u>	<u>Sacks</u>
1. Kabeer Gbaja-Biamila, 2000-08	74.5
2. Reggie White, 1993-98	68.5
3. Tim Harris, 1986-90	55.0
4. Aaron Kampman, 2002-09	54.0
5. Clay Matthews, 2009-12	42.5

- ▶ Matthews registered three sacks in the 2012 postseason, giving him 7.5 career sacks in the playoffs. That ranks No. 2 in team history:

<u>Player</u>	<u>Playoff Sacks</u>
1. Reggie White	8.0
2. Clay Matthews	7.5
3. Keith McKenzie; Sean Jones	4.0

- ▶ Matthews' three sacks in last season's playoffs tied him for No. 2 in franchise history for the most in a single postseason (since 1982), trailing only his 2010 postseason total of 3.5 sacks:

<u>Player</u>	<u>Playoff Sacks</u>
1. Clay Matthews, 2010	3.5
2t. Clay Matthews, 2012	3.0
2t. Tony Bennett, 1993	3.0
2t. Reggie White, 1996	3.0
2t. Keith McKenzie, 1997	3.0
2t. Aaron Kampman, 2003	3.0

- ▶ Matthews has 7.5 career postseason sacks in eight playoff games. Among active players, that total ranks No. 2 in the league for the most sacks by a player in his first eight postseason contests:

<u>Player</u>	<u>Sacks</u>
1. LaMarr Woodley, PIT	11.0
2. Clay Matthews, GB	7.5
3. Terrell Suggs, BAL	7.0

- ▶ When Matthews intercepted Giants QB Eli Manning at New York in Week 13 of 2011 and returned the pick 38 yards for a score, it marked the third straight season that he had scored a defensive TD.
- ▶ Matthews is the **only player in franchise history** to score a defensive TD in each of his first three seasons in the league (2009-11).
- ▶ Matthews posted a career-high three interceptions in 2011. It was tied for the most in a season by a Green Bay linebacker since 1984.
- ▶ Matthews was named to his fourth straight Pro Bowl in 2012, becoming the **first Packer** to earn Pro Bowl recognition in each of his first four seasons in the league.
- ▶ He received first-team All-Pro honors from *The Associated Press* in 2010, the first Packer LB to earn that recognition since Tim Harris in 1989. Matthews finished second to only Pittsburgh S Troy Polamalu in the AP Defensive Player of the Year voting in 2010.
- ▶ With a sack of QB Jon Kitna in the second quarter in Week 9 of 2010, Matthews became the first Packer since the stat became official in 1982 to register a double-digit sack total in each of his first two seasons in the NFL.
- ▶ According to the Elias Sports Bureau, Matthews became the **first NFL player** since sacks became an official statistic in 1982 to register double-digit sacks and a defensive TD in each of his first two seasons in the NFL.
- ▶ In 2009, Matthews set a Packers rookie record with 10 sacks on his way to earning Pro Bowl honors, the first Green Bay rookie to be named to the all-star game since Hall of Fame WR James Lofton in 1978.
- ▶ Matthews tied LB Tony Bennett (29.5) for the most sacks by a Packer in his first three seasons in the NFL (since 1982).
- ▶ A look at where Matthews' sack total in his first 20 pro games ranks in NFL history (since 1982):

<u>Player</u>	<u>Sacks</u>
1. Aldon Smith, SF	18.5
2. Clay Matthews, GB	17.0
3t. L. O'Neal, SD; J. Abraham, NYJ; V. Miller DEN	16.5



PACKERS AT 49ERS – WEEK 1

SHOWCASING HIS SKILLS

In the Packers' win at St. Louis in Week 7 last season, CB **Casey Hayward** posted an interception in his third straight contest, giving him four over a three-game span.

- ▶ In 2012, Hayward became the **first Packer rookie with four INTs over a three-game span** since S Tom Flynn in 1984.
- ▶ Hayward was tied for No. 5 in the NFL and led all rookies with six INTs last season:

<u>Player</u>	<u>Interceptions</u>
1. Tim Jennings, CHI	9
2t. Stevie Brown, NYG; Richard Sherman, SEA	8
4. Patrick Peterson, ARI	7
5t. Casey Hayward, GB ; Thomas DeCoud, ATL	6

<u>Rookie</u>	<u>Interceptions</u>
1. Casey Hayward, GB	6
2t. Janoris Jenkins, STL	4
2t. Tavon Wilson, NE	4

- ▶ Hayward became the first Packer to lead all NFL rookies in interceptions since CB Mike McKenzie did so with six INTs in 1999.
- ▶ Hayward's INT total was tied for No. 5 in team history among rookies:

<u>Rookie</u>	<u>Interceptions</u>
1. Irv Comp, 1943	10
2t. John Symank, 1957; Tom Flynn, 1984	9
4. Rebel Steiner, 1950	7
5t. Casey Hayward, 2012 ; Mike McKenzie, 1999	6

- ▶ Hayward was named to the All-Rookie Team by *Pro Football Weekly*/PFWA. He was the **first Green Bay cornerback** to be honored since the team was first selected in 1974.

ALWAYS IN

Since seeing his rookie campaign cut short by a knee injury after just four games in 2010, S **Morgan Burnett** has started all 32 regular-season contests over the past two seasons.

- ▶ Burnett was one of nine Green Bay players to appear in all 32 games over the past two seasons, but was the **only player on the roster** to start every one of those contests.
- ▶ In 2012, Burnett was **one of only two defenders and one of only four non-offensive linemen in the NFL** to appear on 100 percent of his team's snaps:

<u>Player</u>	<u>Total Snaps (2012)</u>
Morgan Burnett, GB	1,088/1,088
Andrew Luck, IND	1,169/1,169
James Laurinaitis, STL	1,076/1,076
Philip Rivers, SD	1,025/1,025

- ▶ Burnett finished second on the defense last season with a career-high 137 tackles (97 solo), a career-best two sacks, 13 passes defensed, two forced fumbles, an interception and a fumble recovery.

TRAMON TAKES IT AWAY

In Week 2 vs. Chicago, CB **Tramon Williams** matched his career high with two interceptions, his second two-INT game over a nine-game span in the regular season (also Week 11 in 2011 vs. Tampa Bay).

- ▶ Williams was the only undrafted player in the league to record at least four INTs every season from 2008-11.
- ▶ In Green Bay's Week 9 win at San Diego in 2011, Williams posted the first TD of his career in the regular season on a 43-yard INT return.
- ▶ Williams led the team in INTs in 2010 with a career-high six picks, and added three more during the postseason.
- ▶ Including playoffs, Williams is **tied for No. 2 in the NFL** in interceptions and **ranks No. 2** in interception return yards **since 2010**:

<u>Player</u>	<u>Interceptions</u>
1. Ed Reed, BAL/HOU	16
2t. Tramon Williams, GB	15
2t. Asante Samuel, PHI/ATL	15

<u>Player</u>	<u>INT Return Yards</u>
1. Stevie Brown, NYG	307
2. Tramon Williams, GB	296
3. Ed Reed, BAL/HOU	286

- ▶ Williams matched his career high (2011) with 24 passes defensed last season, his fourth straight campaign with at least 20 passes defensed.

STIFLING SIGNAL-CALLERS

Under defensive coordinator **Dom Capers**, Green Bay's defense has been one of the best in the league in opponent passer rating.

- ▶ **Since 2009**, opposing quarterbacks have completed 1,293 of 2,272 passes (56.9 percent) for 15,679 yards and 98 touchdowns with 103 interceptions against the Packers. The 73.8 passer rating registered by opposing signal-callers over that span ranks **No. 2 in the NFL**:

<u>Team</u>	<u>Opp. Passer Rating (Since 2009)</u>
1. N.Y. Jets	71.0
2. Green Bay	73.8
3. Baltimore	74.6

- ▶ Green Bay has held its opponents to a passer rating less of than 80 in 38 of 64 games since 2009. The Packers have a **36-2 mark (.947)** in those games:

<u>Team</u>	<u><80-Rating Games (Since 2009)</u>
1. N.Y. Jets	39 (26-13)
2. Green Bay	38 (36-2)
3. Baltimore	36 (30-6)

- ▶ A look at the Packers' record by opponent passer rating since 2009:

<u>Passer Rating</u>	<u>GB Record Since 2009</u>
Less than 70	26-1 (.963)
71-79	10-1 (.909)
80-89	6-4 (.600)
90-99	1-2 (.333)
100-plus	4-9 (.308)

PACKERS AT 49ERS – WEEK 1

ON THE ROAD AGAIN

Green Bay went 7-1 away from Lambeau Field in 2011, with the seven road wins setting a single-season franchise record.

- ▶ The Packers have been able to stay above the .500 mark on the road during Head Coach **Mike McCarthy's** tenure, a notable achievement in the National Football League.
- ▶ Since 2006, McCarthy's first season as the head coach in Green Bay, only 10 of 32 NFL teams have regular-season road records above .500.

Team	W-L Record	Pct.
1. New England	41-15-0	.732
2. N.Y. Giants	34-22-0	.607
3. New Orleans	33-23-0	.589
4t. Green Bay	32-24-0	.571
4t. Indianapolis	32-24-0	.571
6. Philadelphia	31-24-1	.563
7. Dallas	31-25-0	.554
8t. Pittsburgh, San Diego	30-26-0	.536
10. Chicago	29-27-0	.518

311 AND COUNTING

Another packed house at Lambeau Field against the Vikings in an NFC Wild Card contest last season brought the stadium's consecutive-sellouts streak to 311 games (293 regular season, 18 playoffs).

- ▶ The league's longest-tenured stadium, Lambeau Field is hosting its 57th season of football in 2013. A total of 635,610 fans made their way through the turnstiles for the nine home contests in 2012.
- ▶ Across American professional sports, only Boston's Fenway Park (1912) and Chicago's Wrigley Field (1914) have longer tenures.

THE LAMBEAU ADVANTAGE

The crown jewel of the National Football League, Lambeau Field has long been known as one of the tougher venues to play in, particularly during the harsh Wisconsin winter.

- ▶ Re-establishing home-field advantage after a 4-4 mark in 2008 was one of the goals of 2009, and with the Packers finishing 6-2 at home, they accomplished that goal. Green Bay followed that up with a 7-1 mark at Lambeau Field in 2010, a perfect 8-0 record in 2011, the first undefeated home mark since 2002, and a 7-1 mark last season.
- ▶ Head Coach **Mike McCarthy** stated consistently upon his arrival in Green Bay that one of the team's goals would be to reclaim the mystique of playing at Lambeau Field. Mission accomplished. The team is 41-9 (.820) at home over the past 50 regular-season games.
- ▶ Since **Ron Wolf** and **Mike Holmgren** began the revitalization of the franchise in 1992, Green Bay owns the best home record in the NFL. A look at the top regular-season home W-L records since the '92 season:

Team	W-L Record	Pct.
1. Green Bay	129-39-0	.768
2. Pittsburgh	121-46-1	.723
3. New England	117-51-0	.696
4. Baltimore (since '96)	94-41-1	.695
5. Denver	116-52-0	.690

HOT AT HOME

The Packers' win over Dallas at Lambeau in Week 10 of 2009 was the first step to a 7-1 finish and a playoff berth for Green Bay.

- ▶ Since that win, the Packers have been one of the best teams in the league at home. Green Bay's lone regular-season defeats since then came to Miami in 2010 (Week 6) and in the 2012 season opener vs. San Francisco:

Team	W-L Record	Pct.
1. Green Bay	26-2-0	.929
2. New England	24-3-0	.889
3. Baltimore	24-4-0	.857

IN THE FREE-AGENCY ERA

Talk of unrestricted free agency in the early '90s led many to forecast tough times for the small-town Green Bay Packers.

- ▶ However, Green Bay has remained among the most successful teams since the advent of free agency in 1993. The Packers have won 10 or more games 13 times since '93 and captured nine division crowns.
- ▶ A look at the most successful teams in the free-agency era:

Team	W-L Since '93	Pct.	Playoff Berths
1. New England	210-110-0	.656	14
2. Green Bay	205-115-0	.641	15
3. Pittsburgh	201-118-1	.630	13
4t. Denver	187-133-0	.584	10
4t. Indianapolis	187-133-0	.584	14

IN THE LEAGUE RANKINGS, 2012














GREEN BAY (Team)				SAN FRANCISCO (Team)			
Category	NFC	NFL	Category	NFC	NFL	Category	NFL
Turnover Margin (+7)	7	10	Turnover Margin (+9)	6	8T		
Points Scored (27.1)	3	5	Points Scored (24.8)	7	11		
Points Allowed (21.0)	5	11	Points Allowed (17.1)	2	2		
Total Offense (359.4)	9	13	Total Offense (361.8)	7	11		
Rushing (106.4)	11	20	Rushing (155.7)	4	4		
Passing (253.1)	5	9	Passing (206.1)	12	23		
Total Defense (336.8)	5	11	Total Defense (294.4)	1	3		
vs. Rush (118.5)	10	17	vs. Rush (94.2)	2	4		
vs. Pass (218.3)	6	11	vs. Pass (200.2)	1	4		
Third-Down Offense (42.3%)	6	9	Third-Down Offense (35.1%)	14	25		
Third-Down Defense (38.1%)	7	15	Third-Down Defense (33.0%)	2	3T		
Red-Zone Offense (68.1%)	2	3	Red-Zone Offense (50.9%)	11	21		
Red-Zone Defense (61.7%)	16	29	Red-Zone Defense (61.1%)	15	28		

GREEN BAY (Individual)				SAN FRANCISCO (Individual)			
Category	NFC	NFL	Category	NFC	NFL	Category	NFL
Passer Rating: Rodgers (108.0)	1	1	Passer Rating: Kaepernick (98.3)	NQ	NQ		
Rushing: Green (464)	21	38	Rushing: Gore (1,214)	5	10		
Receptions: Cobb (80)	11	17	Receptions: Crabtree (85)	8T	13T		
Rec. Yds.: Cobb (954)	15	24	Rec. Yds.: Crabtree (1,105)	9	14		
Interceptions: Hayward (6)	5T	5T	Interceptions: Goldson (3)	17T	29T		
Sacks: Matthews (13.0)	2	4	Sacks: Ald. Smith (19.5)	1	2		



2013 SCHEDULE NOTES

2013 OPPONENTS

		NFL Rank (2012)	
	Record	Offense	Defense
 Atlanta Falcons.....	(13-3)	8	24
 at Baltimore Ravens ...	(10-6)	16	17
 Chicago Bears	(10-6)	28	5
 at Cincinnati Bengals ..	(10-6)	22	6
 Cleveland Browns	(5-11)	25	23
 at Dallas Cowboys	(8-8)	6	19
 Detroit Lions.....	(4-12)	3	13
 Minnesota Vikings.....	(10-6)	20	16
 at New York Giants.....	(9-7)	14	31
 Philadelphia Eagles.....	(4-12)	15	15
 Pittsburgh Steelers.....	(8-8)	21	1
 at San Francisco 49ers..	(11-4-1)	11	3
 Washington Redskins..	(10-6)	5	28

A LOOK AT THE SCHEDULE

The Green Bay Packers' 93rd NFL regular-season schedule is headlined by four prime-time games (subject to flexible scheduling) and a Thanksgiving contest at Detroit.

- ▶ Green Bay's schedule includes seven games against 2012 playoff teams, with three of those contests (Atlanta, Minnesota, Washington) at Lambeau Field and four on the road (Baltimore, Cincinnati, Minnesota, San Francisco). The Packers will travel to play both of the teams that played in Super Bowl XLVII (Baltimore and San Francisco).
- ▶ The Packers have two prime-time contests at home (vs. Chicago on *Monday Night Football* in Week 9 and vs. Atlanta on Sunday night in Week 14) and two on the road (Sunday night contests at Minnesota in Week 8 and at the N.Y. Giants in Week 11). Green Bay plays at Detroit on Thanksgiving in a nationally televised contest.
- ▶ The Packers' bye arrives in Week 4, the earliest their open date has come on the schedule since they had a Week 4 bye in 1999.
- ▶ For the first time since entering the National Football League in 1921, Green Bay does not have back-to-back road games on its schedule.
- ▶ The Packers have 14 games on Sunday, including seven straight to start the season, one Monday night game and the Thursday game on Thanksgiving.
- ▶ For just the second time in eight seasons under Head Coach **Mike McCarthy** (also 2010), the Packers will open the season on the road, this year against San Francisco on Sunday, Sept. 8. Green Bay opens its season against the 49ers for the second straight year and at San Francisco for the first time in franchise history.
- ▶ In Week 2, the Packers open their home slate against the Redskins for the first time since 1933, when they hosted the Boston Redskins in the season opener.
- ▶ Green Bay heads into its Week 4 bye with a road contest at Cincinnati in Week 3, and then hosts Detroit in Week 5, the third time in the past five seasons that the Lions have visited Lambeau Field in October.
- ▶ The Packers travel to Baltimore in Week 6 to take on the Ravens, the second straight season that Green Bay has visited the defending Super Bowl champions (N.Y. Giants in 2012).
- ▶ Green Bay's Week 8 trip to Minnesota for a Sunday night contest kicks off a stretch of three prime-time games in four weeks for the Packers.
- ▶ In Week 9, the Packers will host the Bears in a Monday night game, the 21st consecutive season that Green Bay has appeared on *Monday Night Football* (1993-2013). It marks the eighth straight season (2006-13) that the division rivals have squared off in a prime-time contest.
- ▶ Green Bay stays home on a short week to host the Eagles in Week 10 before traveling to New York for the second straight season to play the Giants in a Sunday night contest.
- ▶ The Packers visit Detroit on Thanksgiving (Week 13) for the fourth time in seven seasons (2007, 2009, 2011) and then return home for their final scheduled prime-time contest against Atlanta in Week 14 on Sunday night.
- ▶ The Packers' lone NFC North contest in the final month of the season comes in Week 17 at Chicago, the second time under McCarthy (also 2006) that Green Bay has closed out the regular season at Soldier Field. The Packers visit Dallas in Week 15 and host Pittsburgh in the home finale in Week 16.



STREAKS & MILESTONES – REGULAR SEASON

18 RANDALL COBB

- ▶ Set a single-season franchise record with a league-high 2,342 combined net yards in 2012, topping the previous team mark of 2,250 yards by RB Ahman Green in 2003.
- ▶ Has three kick return scores (two punts, one kickoff) in his career, which ties him for No. 2 in franchise history behind only RB Travis Williams' six return TDs (one punt, five kickoffs).
- ▶ Is tied for No. 3 in the NFL with the three total kick return TDs since 2011.

2 MASON CROSBY

- ▶ His 762 points from 2007-12 rank No. 1 in NFL history for the most points scored by a player in his first six seasons, topping the mark of Indianapolis K Mike Vanderjagt (755, 1998-2003).
- ▶ In 2011, set a franchise record with a 58-yard field goal in Week 7 at Minnesota, eclipsing the mark of 56 yards he held (Week 1 at Philadelphia, 2010; Week 5 at Atlanta, 2011).
- ▶ Ranks No. 4 in team annals with 762 career points, having surpassed Paul Hornung (760) last season at Minnesota in Week 17. Needs 59 points to surpass No. 3 Chris Jacke (820).
- ▶ Reached the 700-point mark for his career in his 89th game, second fastest to 700 in team history behind only Hornung (87 games).
- ▶ Ranks No. 2 in team history for the most 100-point seasons with six, trailing only K Ryan Longwell (eight).
- ▶ Made 23 straight field goals from Week 13 of 2010 through Week 10 of 2011, the longest regular-season streak in franchise history as he eclipsed Chris Jacke's mark of 17 (1993).
- ▶ For his career, has hit 100 of 111 field goals (90.1 percent) from 39 yards and closer.
- ▶ Has hit 38 of 54 field goals (70.4 percent) from 40-49 yards.
- ▶ Has hit 14 of 34 field goals (42.4 percent) from 50-plus yards.

88 JERMICHAEL FINLEY

- ▶ Set a single-season franchise record for the most catches by a tight end with 61 in 2012.
- ▶ Is the only tight end in franchise history to register three 55-catch seasons (2009, 2011, 2012).
- ▶ Ranks No. 2 all-time among Green Bay tight ends with three 100-yard receiving games in his career, trailing only Paul Coffman (six).
- ▶ Ranks No. 3 among TEs in team history with 2,485 receiving yards and needs 110 more yards to surpass No. 2 Ron Kramer (2,594).
- ▶ Is No. 4 among TEs in team annals with 198 receptions. Needs five more catches to move past No. 3 Ed West (202).
- ▶ In Week 4 vs. New Orleans last season, surpassed 2,000 career receiving yards in his 52nd career game, fastest among tight ends in franchise history (Coffman, 66 games).

50 A.J. HAWK

- ▶ Is tied for No. 2 in franchise history for the most seasons leading the team in tackles with four (2006, 2008, 2010, 2012). He trails only LB Nick Barnett, who led the team in tackles five times (2003-05, 2007, 2009).
- ▶ Has either led the team or finished second in tackles in six of his seven seasons in Green Bay. Has posted 100-plus tackles in six of seven seasons.
- ▶ Currently has 872 career tackles and is 81 tackles shy of moving into the top five in team history (since defensive stats began to be recorded by coaches in 1975). Trails No. 5 LeRoy Butler (953 career tackles) by 81 tackles.

89 JAMES JONES

- ▶ Led the NFL with 14 TD catches in 2012, the first Packer to lead the league in the category since WR Sterling Sharpe did so with a franchise-record 18 in 1994.
- ▶ Caught at least two TD passes in three straight games in 2012 (Weeks 4-6), joining Don Hutson (1943) as the only players in franchise history to accomplish that feat.
- ▶ Has caught at least five TD passes each of the past four seasons (2009-12), the first Packer to do so since WR Antonio Freeman accomplished the feat in six consecutive seasons (1996-2001).
- ▶ Is the only offensive player on the Packers to play in every regular-season game since the start of the 2009 season.
- ▶ Ranks No. 12 in franchise history with 34 career TD catches. Needs two TD grabs to move past No. 11 Carroll Dale (35).

8 TIM MASTHAY

- ▶ Ranks No. 1 in franchise history (min. 150 punts) with a 44.2-yard gross punting average.
- ▶ Set a single-season franchise record with his 45.6-yard gross average in 2011, surpassing Craig Hentrich's 45.0-yard mark in 1997.
- ▶ Tied Sean Landeta's single-season franchise record (1998) by placing 30 punts inside the 20-yard line in 2012.
- ▶ Holds the top three single-season marks for net punting average in franchise history (since 1976) with a 38.93 average in 2012, a 38.56 average in 2011 and a 37.65 average in 2010.
- ▶ Ranks No. 4 in franchise annals (since 1976) for the most punts inside the 20 with 78 in his career, trailing only Craig Hentrich (104), Josh Bidwell (85) and David Beverly (79).

Two years after he co-founded the Packers with Curly Lambeau, George Calhoun began writing a piece called The Dope Sheet, which served as the official press release and game program from 1921-24.





STREAKS & MILESTONES – REGULAR SEASON

52 CLAY MATTHEWS

- ▶ Only player in franchise history to be named to the Pro Bowl each of his first four seasons in the league (2009-12).
- ▶ Only player in team history to score a defensive TD in each of his first three seasons in the league (2009-11).
- ▶ His 17 sacks in his first 20 games were the most by an NFL player to start his career at the time, eclipsing the mark of 16.5 set by Leslie O'Neal (1986, 1988) and John Abraham (2000-01).
- ▶ Is the first NFL player since sacks became an official stat in 1982 to post a double-digit sack total and a defensive TD in each of his first two seasons in the league.
- ▶ First player in franchise annals to post 10-plus sacks in each of his first two years in the NFL.
- ▶ Ranks No. 5 in team history with 42.5 career sacks.
- ▶ His 29.5 sacks from 2009-11 were tied for No. 1 in team history with Tony Bennett for the most sacks by a Packer in his first three seasons in the league.
- ▶ Ranks No. 5 in the NFL with 42.5 sacks since 2009.
- ▶ Set a franchise rookie record with 10 sacks in 2009.

87 JORDY NELSON

- ▶ Ranks No. 2 in the NFL with 22 TD catches since 2011, trailing only Patriots TE Rob Gronkowski (28) over that span.
- ▶ His 22 TD grabs from 2011-12 were the most by a Packer over a two-year span since WR Antonio Freeman posted 26 TDs from 1997-98.
- ▶ Caught 15 TD passes in 2011, joining WRs Sterling Sharpe (18 in 1994) and Don Hutson (17 in 1942) as the only players in franchise annals to catch 15-plus TD passes in a season.
- ▶ Is tied for No. 2 among active players with three career TD catches of 80-plus yards.

12 AARON RODGERS

- ▶ Ranks No. 1 in NFL history with a 104.9 career passer rating.
- ▶ Set an NFL single-season record in 2011 with a 122.5 passer rating and set team marks for TD passes (45), passing yards (4,643), completion percentage (68.3), yards per attempt (9.25), TD/INT ratio (7.50) and 300-yard games (eight).
- ▶ Posted 21,332 passing yards from 2008-12, the most in NFL history by a quarterback in his first five seasons as a starter.
- ▶ Threw a TD pass in 35 straight regular-season games at Lambeau Field from 2008-12, a team record (previous mark was 25 by Brett Favre, 1992-96). It was the second-longest home streak in NFL history behind Dan Marino's 39-game streak from 1983-88.
- ▶ Tied a single-game franchise record with six TD passes at Houston in Week 6 of 2012, matching Matt Flynn's mark (Jan. 1, 2012, vs. Detroit).
- ▶ In 78 regular-season starts, has 28 career 300-yard games, 32 three-TD games and 42 zero-INT games.
- ▶ Has posted a 100-plus passer rating 46 times. Set an NFL record for quarterbacks whose careers started since 1970 with 43 games with a 100-plus passer rating in his first 75 starts.
- ▶ Posted a 100-plus passer rating in four straight seasons (2009-12), one of only two QBs in league history to accomplish that feat (Steve Young, 1991-94).

- ▶ Is the only QB in team history with two 400-yard passing games.
- ▶ When he hit the 150-TD mark for his career, he had thrown just 42 INTs to that point, the fewest in NFL history as he surpassed Dan Marino's mark of 69 INTs at the time of his 150th TD pass.
- ▶ In 2009, became first QB in NFL history to throw 30 or more TDs, seven or fewer INTs, and rush for five TDs in the same season.
- ▶ Has registered a passer rating over 110.0 in four or more consecutive games three times in his career (Weeks 3-7, 2009; Week 9, Weeks 11-13, 2010; Weeks 1-7, 9-12, 2011), one of only two quarterbacks in franchise history (Bart Starr, 1966) to accomplish the feat in a single season.
- ▶ Is the only NFL QB since the 1970 merger to post four straight 110-plus rating games in three straight seasons (2009-11).
- ▶ Posted four or more rushing TDs in three straight seasons (2008-10), becoming only the second Packers QB to accomplish that feat (Tobin Rote, 1954-56), and eclipsed 300 rushing yards in back-to-back seasons (2009-10), the first since Rote in 1954-56.
- ▶ Ranks No. 2 in team history with 171 TD passes, having surpassed Bart Starr (152) in Week 8 of 2012.
- ▶ With 18 career rushing TDs, ranks No. 2 in team history among QBs behind only Tobin Rote (29).

		NFL Offense			NFL Defense			
		Total	Rush	Pass	Total	Rush	Pass	
After	Week ...	Opp.						
	1	SF	18	24	10	18	27	6
	2	CHI	23	26T	14T	5	26	2
	3	at Sea	25	28	20	3	26	1
	4	NO	20	25	15	9	18	6
	5	at Ind	21	20	15	16	17	16T
	6	at Hou	18	23	14	14	17	18
	7	at StL	14	24	10	14	18	17
	8	JAX	21	26	12	13	12	19
	9	ARI	18	23	12	12	10	20
	10	(bye)	19	23	12	14	10T	20
	11	at Det	18	24	11	16	11	21
	12	at NYG	18	23	14	18	11	22
	13	MIN	16	20	11	15	15	17
	14	DET	17	18	12	17	15	17
	15	at Chi	17	20	13	14T	14	16
	16	TEN	13	20	10	10	14	12
	17	at Min	13	20	9	11	17	11
	Packers in 2011		3	27	3	32	14	32
	Packers in 2010		9	24	5	5	18	5
	Packers in 2009		6	14	7	2	1	5
	Packers in 2008		8	17	8	20	26	12
	Packers in 2007		2	21	2	11	14	12
	Packers in 2006		9	23	8	12	13	17
	Packers in 2005		18	30	7	7	23	1
	Packers in 2004		3	10	3	25	14	25
	Packers in 2003		4	3	16	17	10	23
	Packers in 2002		12	12	10	12	21	3
	Packers in 2001		6	21	3	12	16	15
	Packers in 2000		15	23	8	15	8	19
	Packers in 1999		9	21	7	19	22	18
	Packers in 1998		5	25	3	4	4	10
	Packers in 1997		4	12	3	7	20	8
	Packers in 1996		5	11	5	1	4	1
	Packers in 1995		7	26	3	14	7	21
	Packers in 1994		9	19	9	6	3	15
	Packers in 1993		19	22	18	2	8	7



PACKERS PROJECTED STARTERS – OFFENSE

WR Jordy Nelson, 6th Year, Kansas State, D2a-08

- ▶ Caught 49 passes for 745 yards (15.2 avg.) and seven TDs last season despite missing four full games and most of two others due to injury.
- ▶ With 15 TD catches in 2011, became only the third player in franchise history to catch 15 or more TDs in a season, joining WRs Sterling Sharpe (18 in 1994) and Don Hutson (17 in 1942).
- ▶ Is tied for No. 2 in the NFL with 22 TD catches since 2011, trailing only New England TE Rob Gronkowski (28).
- ▶ Became the first player since the 1970 AFL-NFL merger to post three 80-yard TD grabs over an eight-game span in the regular season (Week 16, 2010-Week 6, 2011).

LT David Bakhtiari, Rookie, Colorado, D4a-13

- ▶ Earned second-team All-Pacific-12 honors from the conference's coaches each of his last two seasons (sophomore and junior) at Colorado.
- ▶ Was named to the watch lists for both the Outland Trophy and the Lombardi Award in 2012.
- ▶ Started 11 games at LT as a junior in 2012 and graded out as the team's top lineman at 89.8 percent.
- ▶ Opened 22 games at LT over his final two seasons after starting at right tackle as a redshirt freshman in 2010.

LG Josh Sitton, 6th Year, Central Florida, D4b-08

- ▶ Has started 62 games since 2009, the most by an offensive lineman in a Green Bay uniform over that span.
- ▶ Was named to his first career Pro Bowl in 2012, becoming the first Green Bay guard to be selected since Marco Rivera in 2004.
- ▶ Was named 2010 Offensive Lineman of the Year by the NFL Alumni Association.
- ▶ According to STATS LLC, has allowed only 7.5 sacks in his four seasons as a starter.
- ▶ Was the only Packer on either side of the ball to not miss a snap from 2009-10.

C Evan Dietrich-Smith, 4th Year, Idaho State, FA-10

- ▶ Appeared in all 16 games last season with a career-high six starts (four at LG, two at C).
- ▶ Has started games at three different positions during his career (five at LG, two at RG, two at C).
- ▶ Rejoined the Packers in Week 17 of 2010 after being released at the end of training camp that season; spent the first four weeks of the season with Seattle.
- ▶ Was the only non-drafted rookie to make the Packers' opening-day roster in 2009.
- ▶ Set an Idaho State record with 44 starts on the offensive line, playing all five positions in his college career, including the last two years at LT.

RG T.J. Lang, 5th Year, Eastern Michigan, D4-09

- ▶ Started 15 of 16 games last season (12 at LG, three at RT) and has started 31 contests over the past two seasons.
- ▶ Has started games at three different positions on the line as a pro (27 at LG, five at RT, two at LT).
- ▶ Started games at both tackle spots in his first season (2009) and became the first Packers rookie to start consecutive games at left tackle since Chad Clifton in 2000.
- ▶ Began his college career as a defensive lineman, but converted to the offensive line as a sophomore and started 36 straight games (10 at RT, 26 at LT) over his final three years.

RT Don Barclay, 2nd Year, West Virginia, FA-12

- ▶ Appeared in all 16 games in 2012, the only Green Bay rookie on the offensive side of the ball to do so last season.
- ▶ Started the final four regular-season games and both playoff contests at right tackle.
- ▶ Was one of four rookie free agents to make the Packers' opening-day roster in 2012.

- ▶ Started three years at LT for West Virginia and tied a school record by playing in 52 career games, including 39 consecutive contests.

TE Jermichael Finley, 6th Year, Texas, D3-08

- ▶ Played in all 32 contests over the last two seasons and ranked No. 3 on the team last season with 61 catches, the most ever by a Green Bay tight end, for 667 yards (10.9 avg.) and two TDs.
- ▶ Is the only tight end in team history to register three 55-catch seasons.
- ▶ Set a career high with 767 receiving yards in 2011, the No. 2 mark in franchise annals behind only Paul Coffman's 814 yards in 1983.
- ▶ Finished the 2009 season with Green Bay playoff-record 159 receiving yards in NFC Wild Card loss at Arizona, the third-most productive game by a tight end in NFL postseason history.

WR Randall Cobb, 3rd Year, Kentucky, D2-11

- ▶ Set a franchise single-season record with a league-high 2,342 combined net yards in 2012, topping the previous team mark of 2,250 yards by RB Ahman Green in 2003.
- ▶ With 954 receiving yards and 964 kickoff return yards in 2012, he became the first player in NFL history to post 900-plus yards in each category in the same season.
- ▶ Led the team in receptions (80) and receiving yards (954) in 2012 and finished second on the squad in TD catches (eight).
- ▶ Over his last 12 games in 2012, he caught 69 passes for 858 yards (12.4 avg.) and eight TDs.

QB Aaron Rodgers, 9th Year, California, D1-05

- ▶ His career passer rating of 104.9 ranks No. 1 in NFL history.
- ▶ Ranked No. 1 in the league last season in passer rating (108.0), No. 2 in passing TDs (39), No. 1 in TD/INT ratio (4.88, 39/8), and No. 3 in completion percentage (67.2).
- ▶ Has posted 21,332 yards as a starter, which ranks No. 1 in league history for the most passing yards by a QB in his first five seasons as a starter (previous record was Peyton Manning, 20,618, 1998-2002).
- ▶ In 78 regular-season starts (52-26 record), has posted 28 games with 300-plus passing yards, 43 without an interception and 46 with a 100-plus passer rating.
- ▶ In 2011, set an NFL record with a 122.5 passer rating and set franchise marks for TD passes (45), passing yards (4,643), completion percentage (68.3), yards per attempt (9.25) and 300-yard games (eight) on his way to earning NFL Most Valuable Player honors from *The Associated Press*.

RB Eddie Lacy, Rookie, Alabama, D2-13

- ▶ Earned first-team All-Southeastern Conference following his first full season as the starter in 2012, rushing for 1,322 yards and 17 TDs on 204 carries (6.5 avg.). The 17 rushing TDs were a single-season school record and his yardage total was the sixth highest in school annals.
- ▶ A member of national championship teams in three of his four years on campus at Alabama, he finished with the highest yards-per-carry average (6.8) in school history for players with 300-plus attempts.
- ▶ Turned pro following his junior season and was chosen by the Packers in the second round with the No. 61 overall pick. Became the highest-drafted RB by Green Bay since Darrell Thompson was selected with the No. 19 overall pick in 1990.

FB John Kuhn, 8th Year, Shippensburg, W-07 (Pit)

- ▶ Has played in 92 of 96 games (99 of 103 including playoffs) during his six seasons in Green Bay, appearing in all 16 regular-season contests in four of those seasons.
- ▶ Selected to the Pro Bowl in 2011, becoming the first Green Bay fullback to be honored since William Henderson in 2004.
- ▶ Only player on the team to have a rushing and receiving touchdown each season from 2008-11, and was the first Packer to achieve that feat since RB Ahman Green (2001-04).
- ▶ Led the team with four rushing TDs in 2011 and led the running backs with six total TDs.



PACKERS PROJECTED STARTERS – DEFENSE

LDE C.J. Wilson, 4th Year, East Carolina, D7-10

- ▶ Dealt with injuries for the first time as a pro in 2012, appearing in 11 games, but started a career-high seven contests and registered career bests in tackles (37) and sacks (2.5).
- ▶ Played in 31 of a possible 32 games in his first two seasons as a pro (2010-11).
- ▶ Has played in 42 career games with 11 starts and has recorded 93 tackles (51 solo) and 3.5 sacks.
- ▶ Was named Conference USA Defensive Player of the Year by *Sporting News* each of his final two seasons at East Carolina.

NT Ryan Pickett, 13th Year, Ohio State, UFA-06 (StL)

- ▶ Has played in 178 of a possible 192 regular-season games during his career, missing just nine contests due to injury.
- ▶ Was the only Green Bay defensive lineman to start all 16 games last season and led the line with 75 tackles (27 solo).
- ▶ Key component of Packers' No. 1-ranked rushing defense in 2009 (franchise-record 83.3 yards allowed per game), the first time in team history that Green Bay led the league in that category.
- ▶ Signed with Green Bay as an unrestricted free agent in 2006 after spending five seasons with St. Louis (2001-05). Led all NFL defensive linemen with 115 tackles in 2005.

RDE B.J. Raji, 5th Year, Boston College, D1a-09

- ▶ Earned his first bid to the Pro Bowl in 2011, becoming the first Green Bay defensive tackle since Bob Brown in 1972 to be voted to the all-star team.
- ▶ Has played in 53 games since 2010 (including playoffs), tied for the fourth most in the NFL by a defensive lineman over that span.
- ▶ Led all NFL nose tackles with 6½ sacks in 2010, the third most recorded by a nose tackle since 1990 (according to STATS LLC).
- ▶ Named to the *Pro Football Weekly*/PFWA All-Rookie team in 2009, the first Green Bay defensive lineman to be selected since DE Vonnie Holliday in 1998.

LOLB Nick Perry, 2nd Year, Southern California, D1-12

- ▶ Held the starting role at LOLB for the first six games of his rookie campaign in 2012 before succumbing to a wrist injury that ended his season.
- ▶ Registered 29 tackles (18 solo) and two sacks in 2012.
- ▶ Earned first-team All-Pacific-12 recognition as a junior at Southern California in 2011, registering a team-high and career-best 9.5 sacks. His sack total led the Pac-12 and was tied for No. 14 nationally.
- ▶ Was one of six finalists for the Hendricks Award in 2011, which is given to the nation's top defensive end.

BLB A.J. Hawk, 8th Year, Ohio State, D1-06

- ▶ Has either led the team or finished second in tackles in six of his seven seasons in Green Bay. Led the team with 142 tackles (105 solo) in 2012.
- ▶ Has appeared in 110 of a possible 112 regular-season games in his career, starting 107 of them.
- ▶ Tied for No. 1 among NFL linebackers in 2010 with a career-high three interceptions. Earned first career Pro Bowl selection in 2010.
- ▶ Has posted 872 tackles (622 solo), 13½ sacks, eight interceptions, 34 passes defensed, two forced fumbles and four fumble recoveries during his career.

MLB Brad Jones, 5th Year, Colorado, D7-09

- ▶ Came on in relief of D.J. Smith, who sustained a season-ending knee injury in 2012 in Week 6 at Houston, and made his first career start on the inside (13 starts at OLB) at St. Louis in Week 7. Registered 99 tackles (69 solo), two sacks and a forced fumble in his 10 starts last season.
- ▶ Became a core member on special teams in 2011, appearing in a career-high 15 games and recording a career-best 11 coverage tackles.

- ▶ Worked at OLB for his first three seasons, including his rookie campaign of 2009 that saw him start seven games and register a career-high four sacks.
- ▶ Began working at inside linebacker during 2012 training camp.

ROLB Clay Matthews, 5th Year, Southern California, D1b-09

- ▶ Ranked No. 5 in the league with 13.0 sacks last season, despite missing four games due to a hamstring injury.
- ▶ Became the first Packer in team history to earn Pro Bowl recognition in each of his first four seasons in the NFL (2009-12).
- ▶ Is the only player in franchise history to score a defensive TD (interception or fumble return) in each of his first three seasons in the NFL (2009-11).
- ▶ Named first-team All-Pro by *The Associated Press* in 2010, the first Green Bay LB to earn that honor since Tim Harris in 1989. Finished second to Pittsburgh safety Troy Polamalu in the *AP's* Defensive Player of the Year voting.

LCB Tramon Williams, 7th Year, Louisiana Tech, FA-06

- ▶ Is tied for No. 2 in the league in interceptions (15) and ranks No. 2 in the NFL in INT return yards (296) since 2010 (including playoffs).
- ▶ Ranked No. 2 on the team with 24 passes defensed last season, which matched his career high set in 2011.
- ▶ Despite suffering a shoulder injury in the 2011 season opener, went on to start 15 games that season and post career highs for tackles (65) and passes defensed (24). Also added four interceptions.
- ▶ With three interceptions during the 2010 playoffs, tied Joe Laws (1944) and Craig Newsome (1996) for the franchise single-postseason record.

RCB Sam Shields, 4th Year, Miami, FA-10

- ▶ Was limited to 10 games with eight starts last season due to injury, but registered 38 tackles (28 solo), three interceptions, 15 passes defensed (No. 3 on the team) and a sack.
- ▶ Made an impact in 2010 after making the team as a non-drafted rookie, earning the nickel CB job despite playing the position only one season in college.
- ▶ In Green Bay's NFC Championship win over Chicago in the 2010 season, became the first rookie in NFL history to record two INTs and a sack in a postseason contest.
- ▶ Played primarily wide receiver and special teams during his first three seasons at Miami.

SS M.D. Jennings, 3rd Year, Arkansas State, FA-11

- ▶ Saw the first scrimmage action of his career in 2012, appearing in all 16 contests with 10 starts. Moved into the starting lineup permanently in Week 8 after veteran Charles Woodson sustained a broken collarbone.
- ▶ Started the final nine games at FS and finished the season with 46 tackles (41 solo), six passes defensed and an INT that he returned for a TD.
- ▶ Also contributed regularly on special teams in 2012, finishing with a career-high 10 tackles (tied for No. 3 on the team).
- ▶ Joined LBs Jamari Lattimore and Vic So'oto as the three non-drafted rookies to make Green Bay's opening-day roster in 2011.

FS Morgan Burnett, 4th Year, Georgia Tech, D3-10

- ▶ Ranked No. 2 on the team with a career-high 137 tackles (95 solo) in 2012 and was the only player on the club with a sack (two), an interception (two), a fumble recovery and a forced fumble.
- ▶ Enjoyed his first full season as a pro in 2011, joining DT B.J. Raji as the only two Green Bay defensive players to start all 16 regular-season games.
- ▶ In 2010, became only the second Packers rookie to open the season as a starter at safety since Chuck Cecil in 1988, joining then-teammate and three-time Pro Bowl selection Nick Collins (2005).
- ▶ Started the first four games of the 2010 season at SS before sustaining a season-ending knee injury vs. Detroit in Week 4.

2013 PRESEASON STATISTICS

	Packers	Opponent
TOTAL FIRST DOWNS	61	66
Rushing.....	14	17
Passing.....	35	41
Penalty.....	12	8
3rd Down: Made/Att.....	20/63	16/53
3rd Down Pct.....	31.7	30.2
4th Down: Made/Att.....	1/4	0/4
4th Down Pct.....	25.0	0.0
POSSESSION AVG.	29:21	30:39
TOTAL NET YARDS	999	1306
Avg. Per Game.....	249.8	326.5
Total Plays.....	259	247
Avg. Per Play.....	3.9	5.3
NET YARDS RUSHING	301	417
Avg. Per Game.....	75.3	104.3
Total Rushes.....	102	107
NET YARDS PASSING	698	889
Avg. Per Game.....	174.5	222.3
Sacked/Yards Lost.....	8/54	13/111
Gross Yards.....	752	1000
Att./Completions.....	149/80	127/70
Completion Pct.....	53.7	55.1
HAD INTERCEPTED	2	6
PUNTS/AVERAGE	28/45.9	19/46.2
Net Punting Avg.....	28/37.0	19/41.1
PENALTIES/YARDS	28/232	36/340
FUMBLES/BALL LOST	11/5	4/1
TOUCHDOWNS	2	8
Rushing.....	0	1
Passing.....	2	7
Returns.....	0	0

SCORE BY PERIODS

	Q1	Q2	Q3	Q4	OT	PTS
PACKERS	9	9	12	7	0	37
OPPONENTS	13	17	14	27	0	71

SCORING

	TD	-Ru	-Pa	-Rt	K-PAT	FG	S	PTS
Mason Crosby.....	0	0	0	0	2/2	6/6	0	20
Jonathan Amosa.....	1	0	1	0			0	6
Jake Stoneburner.....	1	0	1	0			0	6
Giorgio Tavecchio.....	0	0	0	0	0/0	1/2	0	3
Sam Barrington.....	0	0	0	0			1	2
PACKERS	2	0	2	0	2/2	7/8	1	37
OPPONENTS	8	1	7	0	8/8	5/9	0	71

2-Pt Conversions: Packers 0-0, Opponents 0-0

SACKS: Micah Hyde 2, Nate Palmer 2, Chris Banjo 1, Sam Barrington 1, Josh Boyd 1, Robert Francois 1, Johnny Jolly 1, Brad Jones 1, Clay Matthews 1, Jordan Miller 1, Andy Mulumba 1, PACKERS 13, OPPONENTS 8

RUSHING

	No	Yds	Avg	Long	TD
Alex Green.....	21	72	3.4	31	0
Vince Young.....	9	70	7.8	21	0
James Starks.....	18	56	3.1	10	0
Johnathan Franklin.....	21	47	2.2	7	0
Eddie Lacy.....	18	36	2.0	15	0
Graham Harrell.....	4	18	4.5	10	0
Aaron Rodgers.....	1	4	4.0	4	0
John Kuhn.....	1	3	3.0	3	0
DuJuan Harris.....	3	2	0.7	4	0
Jonathan Amosa.....	1	1	1.0	1	0
B.J. Coleman.....	2	-2	-1.0	-1	0
Angelo Pease.....	3	-6	-2.0	2	0
PACKERS	102	301	3.0	31	0
OPPONENTS	107	417	3.9	43t	1

PASSING

	Att	Cmp	Yds	Cmp%	Yds/Att	TD	TD%	Int	Int%	Long	Sack/Lost	Rating
Vince Young.....	49	26	218	53.1	4.45	1	2.0	0	0.0	26	3/12	71.6
Graham Harrell.....	42	23	169	54.8	4.02	0	0.0	1	2.4	22	2/20	54.6
B.J. Coleman.....	34	14	128	41.2	3.76	1	2.9	1	2.9	19	2/13	49.6
Aaron Rodgers.....	24	17	237	70.8	9.88	0	0.0	0	0.0	50	1/9	102.3
PACKERS	149	80	752	53.7	5.05	2	1.3	2	1.3	50	8/54	66.7
OPPONENTS	127	70	1000	55.1	7.87	7	5.5	6	4.7	57	13/111	79.5

RECEIVING

	No	Yds	Avg	Long	TD
Tyrone Walker.....	11	86	7.8	22	0
Myles White.....	8	90	11.3	23	0
Jermichael Finley.....	7	113	16.1	33	0
Jeremy Ross.....	7	70	10.0	26	0
D.J. Williams.....	7	46	6.6	10	0
Alex Gillett.....	7	42	6.0	14	0
Jarrett Boykin.....	6	63	10.5	26	0
James Jones.....	5	72	14.4	50	0
Brandon Bostick.....	4	40	10.0	13	0
Johnathan Franklin.....	4	23	5.8	14	0
Jake Stoneburner.....	3	12	4.0	9t	1
Alex Green.....	2	14	7.0	14	0
Jonathan Amosa.....	2	3	1.5	2	1
Ryan Taylor.....	1	24	24.0	24	0
Andrew Quarless.....	1	16	16.0	16	0
DuJuan Harris.....	1	11	11.0	11	0
Eddie Lacy.....	1	11	11.0	11	0
Omarius Hines.....	1	7	7.0	7	0
Kevin Dorsey.....	1	5	5.0	5	0
Angelo Pease.....	1	4	4.0	4	0
PACKERS	80	752	9.4	50	2
OPPONENTS	70	1000	14.3	57	7

INTERCEPTIONS

	No	Yds	Avg	Long	TD
Johnny Jolly.....	1	9	9.0	9	0
Casey Hayward.....	1	4	4.0	4	0
Jarrett Bush.....	1	0	0.0	0	0
Jerron McMillian.....	1	0	0.0	0	0
Brandon Smith.....	1	0	0.0	0	0
Tramon Williams.....	1	0	0.0	0	0
PACKERS	6	13	2.2	9	0
OPPONENTS	2	54	27.0	27	0

PUNTING

	No	Yds	Avg	Net	TB	In 20	LG	Blk
Tim Masthay.....	28	1284	45.9	37.0	2	7	61	0
PACKERS	28	1284	45.9	37.0	2	7	61	0
OPPONENTS	19	878	46.2	41.1	2	8	65	0

PUNT RETURNS

	Ret	FC	Yds	Avg	Long	TD
Johnathan Franklin.....	2	0	1	0.5	1	0
Omarius Hines.....	2	0	10	5.0	10	0
Micah Hyde.....	2	4	25	12.5	13	0
Jeremy Ross.....	2	2	21	10.5	11	0
Brandon Smith.....	1	0	0	0.0	0	0
PACKERS	9	6	57	6.3	13	0
OPPONENTS	19	4	207	10.9	36	0

KICKOFF RETURNS

	No	Yds	Avg	Long	TD
Jeremy Ross.....	4	93	23.3	33	0
Alex Green.....	2	57	28.5	32	0
Johnathan Franklin.....	1	14	14.0	14	0
Omarius Hines.....	1	20	20.0	20	0
PACKERS	8	184	23.0	33	0
OPPONENTS	6	135	22.5	41	0

FIELD GOALS

	1-19	20-29	30-39	40-49	50+
Mason Crosby.....	0/0	0/0	3/3	3/3	0/0
Giorgio Tavecchio.....	0/0	0/0	1/1	0/1	0/0
PACKERS	0/0	0/0	4/4	3/4	0/0
OPPONENTS	0/0	2/2	1/2	2/3	0/2

Crosby: () (34G, 48G, 30G) (38G) (48G, 45G)
 Tavecchio: () (49N, 38G) () ()
 Packers: () (34G, 49N, 48G, 38G, 30G) (38G) (48G, 45G)
 Opponents: (53N, 31N, 42N, 21G) (50N) (27G) (37G, 48G, 48G)



2013 PRESEASON DEFENSIVE STATISTICS

Unofficial totals (based on press box statistics), through Aug. 29 at Kansas City

SPECIAL TEAMS

Player	Total			Sacks/ Yards	Int/ Yards	Fum Rec	For Fum	Pass Def
	Tackles	Solo	Asst					
Micah Hyde	17	15	2	2.0/18.0	0/0	0	0	3
Sam Barrington	12	10	2	1.0/1.0	0/0	0	0	1
Chaz Powell	12	10	2	0.0/0.0	0/0	0	0	1
Josh Boyd	11	8	3	1.0/8.0	0/0	0	0	0
Chris Banjo	10	9	1	1.0/14.0	0/0	0	0	0
Terrell Manning	10	8	2	0.0/0.0	0/0	0	0	1
Robert Francois	8	8	0	1.0/7.0	0/0	0	0	2
Nick Perry	8	8	0	0.0/0.0	0/0	1	0	1
David Fulton	8	7	1	0.0/0.0	0/0	0	1	0
Loyce Means	8	7	1	0.0/0.0	0/0	0	0	1
Jamari Lattimore	8	6	2	0.0/0.0	0/0	0	0	2
Andy Mulumba	7	5	2	1.0/6.0	0/0	0	0	0
Brandon Smith	6	5	1	0.0/0.0	1/0	0	0	3
C.J. Wilson	6	5	1	0.0/0.0	0/0	0	0	0
Brad Jones	6	4	2	1.0/9.0	0/0	0	0	0
Nate Palmer	6	4	2	2.0/22.0	0/0	0	1	0
Mike Daniels	5	5	0	0.0/0.0	0/0	0	0	1
A.J. Hawk	5	5	0	0.0/0.0	0/0	0	0	0
Morgan Burnett	5	3	2	0.0/0.0	0/0	0	0	0
M.D. Jennings	5	3	2	0.0/0.0	0/0	0	0	0
Johnny Jolly	4	4	0	1.0/8.0	1/9	0	0	2
Davon House	4	3	1	0.0/0.0	0/0	0	0	2
James Nixon	4	3	1	0.0/0.0	0/0	0	0	0
Clay Matthews	3	3	0	1.0/12.0	0/0	0	0	0
Jerron McMillian	3	3	0	0.0/0.0	1/0	0	0	2
Dezman Moses	3	3	0	0.0/0.0	0/0	0	0	0
Sam Shields	3	3	0	0.0/0.0	0/0	0	0	0
Jordan Miller	3	2	1	1.0/6.0	0/0	0	0	0
Mike Neal	2	1	1	0.0/0.0	0/0	0	0	0
Gilbert Peña	2	1	1	0.0/0.0	0/0	0	0	0
Jarvis Reed	2	1	1	0.0/0.0	0/0	0	0	0
Casey Hayward	1	1	0	0.0/0.0	1/4	0	0	1
Ryan Pickett	1	1	0	0.0/0.0	0/0	0	0	0
Donte Savage	1	1	0	0.0/0.0	0/0	0	0	0
B.J. Raji	1	0	1	0.0/0.0	0/0	0	0	0
Jarrett Bush	0	0	0	0.0/0.0	1/0	0	0	1
Tramon Williams	0	0	0	0.0/0.0	1/0	0	0	1
Totals	200	165	35	13.0/111.0	6/13	1	2	25

Player	TT	FR	FF
Johnathan Franklin	3	0	0
Nate Palmer	3	0	0
Chris Banjo	2	0	0
Sam Barrington	2	0	0
Jarrett Boykin	2	0	0
Robert Francois	2	0	0
Tim Masthay	2	0	0
Jeremy Ross	2	0	0
Donte Savage	2	0	0
Brandon Bostick	1	0	0
Jarrett Bush	1	0	0
Terrell Manning	1	0	0
Jerron McMillian	1	0	0
Dezman Moses	1	0	0
Angelo Pease	1	0	0
D.J. Williams	1	0	0
Totals	27	0	0

MISCELLANEOUS TACKLES

Player	Tackles
B.J. Coleman	2
Graham Harrell	1
Tyrone Walker	1
Vince Young	1
Totals	5

2012 REGULAR-SEASON STATISTICS

	Packers	Opponent
TOTAL FIRST DOWNS	341	308
Rushing	85	83
Passing	213	191
Penalty	43	34
3rd Down: Made/Att	90/213	83/218
3rd Down Pct.	42.3	38.1
4th Down: Made/Att	7/13	9/23
4th Down Pct.	53.8	39.1
POSSESSION AVG.	30:26	29:34
TOTAL NET YARDS	5751	5388
Avg. Per Game	359.4	336.8
Total Plays	1042	1033
Avg. Per Play	5.5	5.2
NET YARDS RUSHING	1702	1896
Avg. Per Game	106.4	118.5
Total Rushes	433	418
NET YARDS PASSING	4049	3492
Avg. Per Game	253.1	218.3
Sacked/Yards Lost	51/293	47/309
Gross Yards	4342	3801
Att./Completions	558/374	568/313
Completion Pct.	67.0	55.1
HAD INTERCEPTED	8	18
PUNTS/AVERAGE	71/42.9	75/44.7
Net Punting Avg.	71/38.9	75/38.9
PENALTIES/YARDS	103/923	123/1055
FUMBLES/BALL LOST	16/8	18/5
TOUCHDOWNS	53	37
Rushing	9	12
Passing	40	24
Returns	4	1

SCORE BY PERIODS

	Q1	Q2	Q3	Q4	OT	PTS
PACKERS	83	126	89	135	0	433
OPPONENTS	53	118	80	85	0	336

SCORING

	TD	-Ru	-Pa	-Rt	K-PAT	FG	S	PTS
Mason Crosby	0	0	0	0	50/50	21/33	0	113
James Jones	14	0	14	0			0	84
Randall Cobb	9	0	8	1			0	54
Jordy Nelson	7	0	7	0			0	44
Greg Jennings	4	0	4	0			0	24
Tom Crabtree	3	0	3	0			0	18
Donald Driver	2	0	2	0			0	12
Jermichael Finley	2	0	2	0			0	12
Ryan Grant	2	2	0	0			0	12
DuJuan Harris	2	2	0	0			0	12
Aaron Rodgers	2	2	0	0			0	12
Cedric Benson	1	1	0	0			0	6
Mike Daniels	1	0	0	1			0	6
M.D. Jennings	1	0	0	1			0	6
John Kuhn	1	1	0	0			0	6
Dezman Moses	1	0	0	1			0	6
James Starks	1	1	0	0			0	6
PACKERS	53	9	40	4	50/50	21/33	0	433
OPPONENTS	37	12	24	1	34/34	26/30	0	336

2-Pt Conversions: Packers 1-3, Opponents 1-3

SACKS: Clay Matthews 13, Mike Neal 4.5, Dezman Moses 4, A.J. Hawk 3, Erik Walden 3, C.J. Wilson 2.5, Jerel Worthy 2.5, Morgan Burnett 2, Mike Daniels 2, Brad Jones 2, Nick Perry 2, D.J. Smith 2, Charles Woodson 1.5, Davon House 1, Sam Shields 1, TEAM 1, PACKERS 47, OPPONENTS 51

RUSHING

	No	Yds	Avg	Long	TD
Alex Green	135	464	3.4	41	0
Aaron Rodgers	54	259	4.8	27t	2
James Starks	71	255	3.6	22t	1
Cedric Benson	71	248	3.5	11	1
DuJuan Harris	34	157	4.6	21	2
Randall Cobb	10	132	13.2	28	0
Ryan Grant	31	127	4.1	18	2
John Kuhn	23	63	2.7	9	1
Graham Harrell	4	-3	-0.8	0	0
PACKERS	433	1702	3.9	41	9
OPPONENTS	418	1896	4.5	82t	12

PASSING

	Att	Cmp	Yds	Cmp%	Yds/Att	TD	TD%	Int	Int%	Long	Sack/Lost	Rating
Aaron Rodgers	552	371	4295	67.2	7.78	39	7.1	8	1.4	73	51/293	108.0
Graham Harrell	4	2	20	50.0	5.00	0	0.0	0	0.0	11	0/0	64.6
Tim Masthay	2	1	27	50.0	13.50	1	50.0	0	0.0	27t	0/0	135.4
PACKERS	558	374	4342	67.0	7.78	40	7.2	8	1.4	73	51/293	108.3
OPPONENTS	568	313	3801	55.1	6.69	24	4.2	18	3.2	80t	47/309	76.8

RECEIVING

	No	Yds	Avg	Long	TD
Randall Cobb	80	954	11.9	39t	8
James Jones	64	784	12.3	49	14
Jermichael Finley	61	667	10.9	40	2
Jordy Nelson	49	745	15.2	73	7
Greg Jennings	36	366	10.2	45	4
Alex Green	18	125	6.9	19	0
John Kuhn	15	148	9.9	32	0
Cedric Benson	14	97	6.9	18	0
Tom Crabtree	8	203	25.4	72t	3
Donald Driver	8	77	9.6	26t	2
D.J. Williams	7	57	8.1	12	0
Jarrett Boykin	5	27	5.4	9	0
James Starks	4	31	7.8	9	0
Ryan Grant	1	34	34.0	34	0
Ryan Taylor	1	11	11.0	11	0
Aaron Rodgers	1	-1	-1.0	-1	0
PACKERS	374	4342	11.6	73	40
OPPONENTS	313	3801	12.1	80t	24

INTERCEPTIONS

	No	Yds	Avg	Long	TD
Casey Hayward	6	81	13.5	24	0
Sam Shields	3	32	10.7	32	0
Tramon Williams	2	38	19.0	38	0
Erik Walden	2	22	11.0	20	0
Morgan Burnett	2	1	0.5	1	0
M.D. Jennings	1	72	72.0	72t	1
Jerron McMillian	1	0	0.0	0	0
Charles Woodson	1	0	0.0	0	0
PACKERS	18	246	13.7	72t	1
OPPONENTS	8	47	5.9	20	0

PUNTING

	No	Yds	Avg	Net	TB	In 20	LG	Bk
Tim Masthay	70	3043	43.5	38.9	5	30	65	1
PACKERS	71	3043	42.9	38.9	5	30	65	1
OPPONENTS	75	3350	44.7	38.9	2	22	73	1

PUNT RETURNS

	Ret	FC	Yds	Avg	Long	TD
Randall Cobb	31	21	292	9.4	75t	1
Jeremy Ross	4	1	103	25.8	58	0
Sam Shields	1	0	0	0.0	0	0
PACKERS	36	22	395	11.0	75t	1
OPPONENTS	24	26	179	7.5	25	0

KICKOFF RETURNS

	No	Yds	Avg	Long	TD
Randall Cobb	38	964	25.4	46	0
Jeremy Ross	3	86	28.7	44	0
D.J. Williams	2	24	12.0	12	0
PACKERS	43	1074	25.0	46	0
OPPONENTS	51	1193	23.4	41	0

FIELD GOALS

	1-19	20-29	30-39	40-49	50+
Mason Crosby	0/0	5/5	5/7	9/12	2/9
PACKERS	0/0	5/5	5/7	9/12	2/9
OPPONENTS	0/0	8/8	7/7	6/8	5/7

Crosby: () (48G, 35G, 54G) (29G, 40G) () (52WR, 51WL) () (47G, 58WR, 23G, 48G) (32RU, 25G) (44WL, 33G) (50WL, 38WL, 39G) (55N, 28G) (30G, 53WR, 47G, 31G) (49G, 51N, 41G) (43WR, 42LU) (26G, 48G) (51G, 40G)
Opponents: (40G, 43G, 63G) (45G) () (20G, 27G, 48WL) (24G, 53WL, 50G, 28G) (51G) (50G, 43G) (38G, 22G, 32G) (20G) (30G, 27G) (43G) (42N) (46G, 51N, 34G) (34G, 34G) () (54G, 37G, 29G)



2012 REGULAR-SEASON DEFENSIVE STATISTICS

Official totals - based on coaches' film review, through Dec. 30 at Minnesota

SPECIAL TEAMS

Player	Total			Sacks/ Yards	Int/ Yards	Fum Rec	For Fum	Pass Def
	Tackles	Solo	Asst					
A.J. Hawk	142	105	37	3.0/27.0	0/0	0	0	0
Morgan Burnett	137	97	40	2.0/25.0	2/1	1	2	13
Brad Jones	102	75	27	2.0/14.0	0/0	0	1	6
Ryan Pickett	75	27	48	0.0/0.0	0/0	0	0	1
Erik Walden	71	38	33	3.0/6.0	2/22	0	0	5
Tramon Williams	61	51	10	0.0/0.0	2/38	0	0	24
Clay Matthews	60	45	15	13.0/83.5	0/0	0	1	4
Casey Hayward	55	43	12	0.0/0.0	6/81	0	1	25
M.D. Jennings	46	41	5	0.0/0.0	1/72	0	0	6
B.J. Raji	46	26	20	0.0/0.0	0/0	0	0	1
Charles Woodson	44	36	8	1.5/5.5	1/0	0	1	5
D.J. Smith	42	35	7	2.0/13.0	0/0	0	0	4
Dezman Moses	39	14	25	4.0/10.0	0/0	0	1	1
Sam Shields	38	27	11	1.0/8.0	3/32	0	0	16
C.J. Wilson	37	18	19	2.5/9.0	0/0	0	0	1
Jerron McMillian	30	21	9	0.0/0.0	1/0	1	0	13
Nick Perry	29	18	11	2.0/27.0	0/0	0	0	0
Jerel Worthy	23	11	12	2.5/18.5	0/0	0	1	0
Mike Daniels	19	11	8	2.0/11.0	0/0	2	0	1
Davon House	18	17	1	1.0/3.0	0/0	0	0	13
Mike Neal	18	10	8	4.5/35.5	0/0	0	0	0
Jarrett Bush	10	7	3	0.0/0.0	0/0	0	0	0
Frank Zombo	10	5	5	0.0/0.0	0/0	0	0	0
Phillip Merling	6	2	4	0.0/0.0	0/0	0	0	0
Sean Richardson	1	1	0	0.0/0.0	0/0	0	0	0
Totals	1159	781	378	47.0/309.0	18/246	4	8	136

Player	TT	FR	FF
Jarrett Bush	17	1	0
Robert Francois	13	0	0
M.D. Jennings	10	0	0
Jamari Lattimore	10	0	0
Ryan Taylor	8	0	0
Jerron McMillian	6	0	0
Jarrett Boykin	5	0	0
Casey Hayward	5	0	0
Dezman Moses	5	0	0
Frank Zombo	5	0	0
Sean Richardson	4	0	0
Sam Shields	4	0	0
John Kuhn	3	0	0
Terrell Manning	3	0	0
D.J. Williams	3	0	0
Davon House	2	0	0
Brad Jones	2	0	0
Tom Crabtree	1	0	0
Brett Goode	1	0	0
Tim Masthay	1	0	0
Brandon Saine	1	0	0
Totals	109	1	0

DEFENSIVE SCORING

Player	TD	Int		Safeties
		Ret	Ret	
M.D. Jennings	1	1	0	0
Mike Daniels	1	0	1	0
Totals	2	1	1	0

Defensive touchdowns (2):

Daniels — 43-yard fumble return vs. Detroit (12/9)
 Jennings — 72-yard INT return at Detroit (11/18)

MISCELLANEOUS TACKLES

Player	Tackles
Cedric Benson	3
Marshall Newhouse	3
Don Barclay	1
Randall Cobb	1
Evan Dietrich-Smith	1
Donald Driver	1
Jermichael Finley	1
Greg Jennings	1
James Jones	1
John Kuhn	1
Jordy Nelson	1
Totals	14

NFL

No	ALPHABETICAL ROSTER	Pos	Ht	Wt	Birthdate	Exp	College	High School	Hometown
69	Bakhtiari, David	T	6-4	300	9/30/91	R	Colorado	San Mateo, Calif.	
32	Banjo, Chris	S	5-10	207	2/26/90	R	SMU	Sugar Land, Texas	
67	Barclay, Don	T/G	6-4	305	4/18/89	2	West Virginia	Harmony, Pa.	
58	Barrington, Sam	LB	6-1	235	10/5/90	R	South Florida	Jacksonville, Fla.	
86	Bostick, Brandon	TE	6-3	250	5/3/89	1	Newberry	Florence, S.C.	
93	Boyd, Josh	DE	6-3	310	8/3/89	R	Mississippi State	Philadelphia, Miss.	
11	Boykin, Jarrett	WR	6-2	218	11/4/89	2	Virginia Tech	Matthews, N.C.	
42	Burnett, Morgan	S	6-1	209	1/13/89	4	Georgia Tech	College Park, Ga.	
24	Bush, Jarrett	CB	6-0	200	5/21/84	8	Utah State	Vacaville, Calif.	
18	Cobb, Randall	WR	5-10	192	8/22/90	3	Kentucky	Alcoa, Tenn.	
2	Crosby, Mason	K	6-1	207	9/3/84	7	Colorado	Georgetown, Texas	
76	Daniels, Mike	DE	6-0	291	5/5/89	2	Iowa	Blackwood, N.J.	
62	Dietrich-Smith, Evan	C/G	6-2	308	7/19/86	4	Idaho State	Salinas, Calif.	
88	Finley, Jermichael	TE	6-5	247	3/26/87	6	Texas	Diboll, Texas	
49	Francois, Robert	LB	6-2	255	5/14/85	4	Boston College	Byfield, Mass.	
23	Franklin, Johnathan	RB	5-10	205	10/23/89	R	UCLA	Los Angeles, Calif.	
61	Goode, Brett	LS	6-1	255	11/2/84	6	Arkansas	Fort Smith, Ark.	
50	Hawk, A.J.	LB	6-1	247	1/6/84	8	Ohio State	Centerville, Ohio	
29	Hayward, Casey	CB	5-11	192	9/9/89	2	Vanderbilt	Perry, Ga.	
31	House, Davon	CB	6-0	195	7/10/89	3	New Mexico State	Palmdale, Calif.	
33	Hyde, Micah	CB	6-0	197	12/31/90	R	Iowa	Fostoria, Ohio	
43	Jennings, M.D.	S	6-0	187	7/25/88	3	Arkansas State	Calhoun City, Miss.	
97	Jolly, Johnny	DT	6-3	325	2/21/83	5	Texas A&M	Houston, Texas	
59	Jones, Brad	LB	6-3	242	4/1/86	5	Colorado	East Lansing, Mich.	
95	Jones, Datone	DE	6-4	285	7/24/90	R	UCLA	Compton, Calif.	
89	Jones, James	WR	6-1	208	3/31/84	7	San Jose State	San Jose, Calif.	
30	Kuhn, John	FB	6-0	250	9/9/82	8	Shippensburg	York, Pa.	
27	Lacy, Eddie	RB	5-11	230	6/2/90	R	Alabama	Geismar, La.	
70	Lang, T.J.	G	6-4	318	9/20/87	5	Eastern Michigan	Birmingham, Mich.	
57	Lattimore, Jamari	LB	6-2	230	10/6/88	3	Middle Tennessee State	Hialeah, Fla.	
8	Masthay, Tim	P	6-1	200	3/16/87	4	Kentucky	Murray, Ky.	
52	Matthews, Clay	LB	6-3	255	5/14/86	5	Southern California	Agoura Hills, Calif.	
22	McMillian, Jerron	S	5-11	203	4/2/89	2	Maine	Hillside, N.J.	
55	Mulumba, Andy	LB	6-3	260	1/30/90	R	Eastern Michigan	Montreal, Quebec	
96	Neal, Mike	DE	6-3	285	6/26/87	4	Purdue	Merrillville, Ind.	
87	Nelson, Jordy	WR	6-3	217	5/31/85	6	Kansas State	Riley, Kan.	
74	Newhouse, Marshall	T	6-4	319	9/29/88	4	Texas Christian	Dallas, Texas	
51	Palmer, Nate	LB	6-2	248	9/23/89	R	Illinois State	Chicago, Ill.	
53	Perry, Nick	LB	6-3	265	4/12/90	2	Southern California	Detroit, Mich.	
79	Pickett, Ryan	DT	6-2	340	10/8/79	13	Ohio State	Zephyrhills, Fla.	
81	Quarless, Andrew	TE	6-4	252	10/6/88	4	Penn State	Uniondale, N.Y.	
90	Raji, B.J.	DT	6-2	337	7/11/86	5	Boston College	Washington Township, N.J.	
12	Rodgers, Aaron	QB	6-2	225	12/2/83	9	California	Chico, Calif.	
10	Ross, Jeremy	WR	6-0	215	3/16/88	1	California	Elk Grove, Calif.	
37	Shields, Sam	CB	5-11	184	12/8/87	4	Miami	Sarasota, Fla.	
71	Sitton, Josh	G	6-3	318	6/16/86	6	Central Florida	Pensacola, Fla.	
44	Starks, James	RB	6-2	218	2/25/86	4	Buffalo	Niagara Falls, N.Y.	
65	Taylor, Lane	G	6-3	324	11/22/89	R	Oklahoma State	Arlington, Texas	
82	Taylor, Ryan	TE	6-3	254	11/16/87	3	North Carolina	Winston-Salem, N.C.	
64	Van Roten, Greg	G/C	6-3	303	2/26/90	2	Pennsylvania	Mineola, N.Y.	
9	Wallace, Seneca	QB	5-11	205	8/6/80	10	Iowa State	Rancho Cordova, Calif.	
38	Williams, Tramon	CB	5-11	191	3/16/83	7	Louisiana Tech	Napoleonville, La.	
98	Wilson, C.J.	DE	6-3	306	3/30/87	4	East Carolina	Pinetown, N.C.	

Practice Squad

77	Adams, Aaron	T	6-5	303	5/16/89	R	Eastern Kentucky	Greenacres, Fla.	
68	Collins, Bryan	G	6-3	301	11/7/90	R	SMU	Keller, Texas	
16	Tolzien, Scott	QB	6-2	213	9/4/87	3	Wisconsin	Palatine, Ill.	
34	Hill, Michael	RB	5-10	210	8/14/89	R	Missouri Western	St. Joseph, Mo.	
25	Nixon, James	CB	6-0	186	2/2/88	1	California (Pa.)	Hamden, Conn.	
45	Stoneburner, Jake	TE	6-3	249	8/25/89	R	Ohio State	Dublin, Ohio	
16	Tolzien, Scott	QB	6-2	213	9/4/87	3	Wisconsin	Palatine, Ill.	
19	White, Myles	WR	6-0	182	3/30/90	R	Louisiana Tech	Livonia, Mich.	

Reserve/Physically Unable to Perform

28	Richardson, Sean	S	6-2	216	1/21/90	2	Vanderbilt	Aug. 27 (neck)	
78	Sherrrod, Derek	T	6-5	321	4/23/89	3	Mississippi State	Aug. 27 (leg)	
73	Tretter, JC	T	6-4	307	2/12/91	1	Cornell	Aug. 27 (ankle)	
99	Worthy, Jerel	DE	6-2	308	4/28/90	2	Michigan State	Aug. 27 (knee)	

Injured Reserve

75	Bulaga, Bryan	T	6-5	314	3/21/89	4	Iowa	Aug. 27 (knee)	
16	Dorsey, Kevin	WR	6-1	207	2/23/90	R	Maryland	Aug. 27 (toe)	
13	Cunningham, Sederrick	WR	5-11	192	7/14/89	R	Furman	Aug. 6 (wrist)	
26	Harris, DuJuan	RB	5-8	203	9/3/88	1	Troy	Aug. 27 (knee)	
47	Reed, Jarvis	LB	6-1	245	7/12/90	R	Prairie View A&M	Aug. 27 (ankle)	



No	NUMERICAL ROSTER	Pos	Ht	Wt	Age	NFL		College	How Acquired	Reg. season GP/GS/DNP/IA
						Exp				
2	Mason Crosby	K	6-1	207	29	7		Colorado	D6c-07	0/0/0/0
8	Tim Masthay	P	6-1	200	26	4		Kentucky	FA-10	0/0/0/0
9	Seneca Wallace	QB	5-11	205	33	10		Iowa State	FA-13	0/0/0/0
10	Jeremy Ross	WR	6-0	215	25	1		California	FA-12	0/0/0/0
11	Jarrett Boykin	WR	6-2	218	23	2		Virginia Tech	FA-12	0/0/0/0
12	Aaron Rodgers	QB	6-2	225	29	9		California	D1-05	0/0/0/0
18	Randall Cobb	WR	5-10	192	23	3		Kentucky	D2-11	0/0/0/0
22	Jerron McMillian	S	5-11	203	24	2		Maine	D4b-12	0/0/0/0
23	Johnathan Franklin	RB	5-10	205	23	R		UCLA	D4c-13	0/0/0/0
24	Jarrett Bush	CB	6-0	200	29	8		Utah State	W-06 (Car)	0/0/0/0
27	Eddie Lacy	RB	5-11	230	23	R		Alabama	D2-13	0/0/0/0
29	Casey Hayward	CB	5-11	192	23	2		Vanderbilt	D2b-12	0/0/0/0
30	John Kuhn	FB	6-0	250	30	8		Shippensburg	W-07 (Pit)	0/0/0/0
31	Davon House	CB	6-1	195	24	3		New Mexico State	D4-11	0/0/0/0
32	Chris Banjo	S	5-10	207	23	R		SMU	FA-13	0/0/0/0
33	Micah Hyde	CB	6-0	197	22	R		Iowa	D5a-13	0/0/0/0
37	Sam Shields	CB	5-11	184	25	4		Miami	FA-10	0/0/0/0
38	Tramon Williams	CB	5-11	191	30	7		Louisiana Tech	FA-06	0/0/0/0
42	Morgan Burnett	S	6-1	209	24	4		Georgia Tech	D3-10	0/0/0/0
43	M.D. Jennings	S	6-0	195	25	3		Arkansas State	FA-11	0/0/0/0
44	James Starks	RB	6-2	218	27	4		Buffalo	D6-10	0/0/0/0
49	Robert Francois	LB	6-2	250	28	4		Boston College	FA-09	0/0/0/0
50	A.J. Hawk	LB	6-1	242	29	8		Ohio State	D1-06	0/0/0/0
51	Nate Palmer	LB	6-2	248	23	R		Illinois State	D6-13	0/0/0/0
52	Clay Matthews	LB	6-3	255	27	5		Southern California	D1b-09	0/0/0/0
53	Nick Perry	LB	6-3	265	23	2		Southern California	D1-12	0/0/0/0
55	Andy Mulumba	LB	6-3	260	23	R		Eastern Michigan	FA-13	0/0/0/0
57	Jamari Lattimore	LB	6-2	237	24	3		Middle Tennessee State	FA-11	0/0/0/0
58	Sam Barrington	LB	6-1	235	22	R		South Florida	D7c-13	0/0/0/0
59	Brad Jones	LB	6-3	242	27	5		Colorado	D7-09	0/0/0/0
61	Brett Goode	LS	6-1	255	28	6		Arkansas	FA-08	0/0/0/0
62	Evan Dietrich-Smith	C/G	6-2	308	27	4		Idaho State	FA-10	0/0/0/0
64	Greg Van Roten	G/C	6-3	303	23	2		Pennsylvania	FA-12	0/0/0/0
65	Lane Taylor	G	6-3	324	23	R		Oklahoma State	FA-13	0/0/0/0
67	Don Barclay	T/G	6-4	305	24	2		West Virginia	FA-12	0/0/0/0
69	David Bakhtiari	T	6-4	300	21	R		Colorado	D4a-13	0/0/0/0
70	T.J. Lang	G	6-4	318	25	5		Eastern Michigan	D4-09	0/0/0/0
71	Josh Sitton	G	6-3	318	27	6		Central Florida	D4b-08	0/0/0/0
74	Marshall Newhouse	T	6-4	319	24	4		Texas Christian	D5b-10	0/0/0/0
76	Mike Daniels	DE	6-0	294	24	2		Iowa	D4a-12	0/0/0/0
79	Ryan Pickett	DT	6-2	338	33	13		Ohio State	UFA-06 (STL)	0/0/0/0
81	Andrew Quarless	TE	6-4	252	24	4		Penn State	D5a-10	0/0/0/0
82	Ryan Taylor	TE	6-3	254	25	3		North Carolina	D7a-11	0/0/0/0
86	Brandon Bostick	TE	6-3	250	24	1		Newberry	FA-12	0/0/0/0
87	Jordy Nelson	WR	6-3	217	28	6		Kansas State	D2a-08	0/0/0/0
88	Jermichael Finley	TE	6-5	247	26	6		Texas	D3-08	0/0/0/0
89	James Jones	WR	6-1	208	29	7		San Jose State	D3a-07	0/0/0/0
90	B.J. Raji	DT	6-2	337	27	5		Boston College	D1a-09	0/0/0/0
93	Josh Boyd	DE	6-3	310	24	R		Mississippi State	D5b-13	0/0/0/0
95	Datone Jones	DE	6-4	285	23	R		UCLA	D1-13	0/0/0/0
96	Mike Neal	DE	6-3	285	26	4		Purdue	D2-10	0/0/0/0
97	Johnny Jolly	DT	6-3	325	30	5		Texas A&M	D6a-06	0/0/0/0
98	C.J. Wilson	DE	6-3	305	26	4		East Carolina	D7-10	0/0/0/0

Practice Squad

16	Scott Tolzien	WR	6-2	213	26	3		Wisconsin	FA-13	0/0/0/0
17	Charles Johnson	WR	6-2	215	24	R		Grand Valley State	D7a-13	0/0/0/0
19	Myles White	WR	6-0	182	23	R		Louisiana Tech	FA-13	0/0/0/0
25	James Nixon	CB	6-0	186	25	1		California (Pa.)	FA-12	0/0/0/0
34	Michael Hill	RB	5-10	210	24	R		Missouri Western	FA-13	0/0/0/0
45	Jake Stoneburner	TE	6-3	249	24	R		Ohio State	FA-13	0/0/0/0
68	Bryan Collins	G	6-3	301	22	R		SMU	FA-13	0/0/0/0
77	Aaron Adams	T	6-5	303	24	R		Eastern Kentucky	FA-13	0/0/0/0

Reserve/Physically Unable to Perform

28	Sean Richardson	S	6-2	216	23	2		Vanderbilt	FA-12	0/0/0/0
73	JC Tretter	T	6-4	307	22	R		Cornell	D4b-13	0/0/0/0
78	Derek Sherrod	T	6-6	321	24	3		Mississippi State	D1-11	0/0/0/0
99	Jerel Worthy	DE	6-2	304	23	2		Michigan State	D2a-12	0/0/0/0

Injured Reserve

13	Sederrick Cunningham	WR	5-11	192	24	R		Furman	FA-13	0/0/0/0
16	Kevin Dorsey	WR	6-1	207	23	R		Maryland	D7b-13	0/0/0/0
26	DuJuan Harris	RB	5-8	203	24	1		Troy	FA-12	0/0/0/0
47	Jarvis Reed	LB	6-1	245	23	R		Prairie View A&M	FA-13	0/0/0/0
75	Bryan Bulaga	T	6-5	314	24	4		Iowa	D1-10	0/0/0/0



ROSTER BY POSITION

QUARTERBACK (2)

Aaron Rodgers
Seneca Wallace

FULLBACK (1)

John Kuhn

RUNNING BACK (3)

Johnathan Franklin
Eddie Lacy
James Starks

WIDE RECEIVER (5)

Jarrett Boykin
Randall Cobb
James Jones
Jordy Nelson
Jeremy Ross

TIGHT END (4)

Brandon Bostick
Jermichael Finley
Andrew Quarless
Ryan Taylor

OFFENSIVE LINE (8)

David Bakhtiari
Don Barclay
Evan Dietrich-Smith
T.J. Lang
Marshall Newhouse
Josh Sitton
Lane Taylor
Greg Van Roten

DEFENSIVE LINE (8)

Josh Boyd
Mike Daniels
Johnny Jolly
Datone Jones
Mike Neal
Ryan Pickett
B.J. Raji
C.J. Wilson

LINEBACKER (9)

Sam Barrington
Robert Francois
A.J. Hawk
Brad Jones
Jamari Lattimore
Clay Matthews
Andy Mulumba
Nate Palmer
Nick Perry

CORNERBACK (6)

Jarrett Bush
Casey Hayward
Davon House
Micah Hyde
Sam Shields
Tramon Williams

SAFETY (4)

Chris Banjo
Morgan Burnett
M.D. Jennings
Jerron McMillian

SPECIALIST (3)

Mason Crosby
Brett Goode
Tim Masthay

Rookies and first-year players are underlined

PRONUNCIATION GUIDE

David Bakhtiari	bock-tee-R-ee	Andy Mulumba	moo-LOOM-bah
Don Barclay	BAR-clay	Ryan Pickett	PICK-ett
Robert Francois	fran-SWAH	Andrew Quarless	QUAR-liss
Brett Goode	GEWD	B.J. Raji	RAH-jee
Datone Jones	DAY-tone	Josh Sitton	SITT-en
John Kuhn	KOON	Greg Van Roten	van RO-ten
Tim Masthay	MASS-tay	Tramon Williams	trah-MAHN
Jerron McMillian	juh-RON mick-MILL-in		



OFFENSE

WR: 87	Jordy Nelson	89	James Jones	<u>10</u>	<u>Jeremy Ross</u>
LT: <u>69</u>	<u>David Bakhtiari</u>	74	Marshall Newhouse		
LG: 71	Josh Sitton	<u>65</u>	<u>Lane Taylor</u>		
C: 62	Evan Dietrich-Smith	64	Greg Van Roten		
RG: 70	T.J. Lang	64	Greg Van Roten	<u>65</u>	<u>Lane Taylor</u>
RT: 67	Don Barclay	74	Marshall Newhouse		
TE: 88	Jermichael Finley	81	Andrew Quarless	82	Ryan Taylor
				<u>86</u>	<u>Brandon Bostick</u>
WR: 18	Randall Cobb	11	Jarrett Boykin		
QB: 12	Aaron Rodgers	9	Seneca Wallace		
RB: <u>27</u>	<u>Eddie Lacy</u>	44	James Starks	<u>23</u>	<u>Johnathan Franklin</u>
FB: 30	John Kuhn				

DEFENSE

LDE: 98	C.J. Wilson	97	Johnny Jolly	<u>95</u>	<u>Datone Jones</u>
NT: 79	Ryan Pickett	<u>93</u>	<u>Josh Boyd</u>		
RDE: 90	B.J. Raji	76	Mike Daniels	96	Mike Neal
LOLB: 53	Nick Perry	<u>55</u>	<u>Andy Mulumba</u>		
BLB: 50	A.J. Hawk	49	Robert Francois	<u>58</u>	<u>Sam Barrington</u>
MLB: 59	Brad Jones	57	Jamari Lattimore		
ROLB: 52	Clay Matthews	<u>51</u>	<u>Nate Palmer</u>		
LCB: 38	Tramon Williams	31	Davon House	<u>33</u>	<u>Micah Hyde</u>
RCB: 37	Sam Shields	29	Casey Hayward	24	Jarrett Bush
SS: 43	M.D. Jennings	22	Jerron McMillian		
FS: 42	Morgan Burnett	<u>32</u>	<u>Chris Banjo</u>		

SPECIAL TEAMS

K: 2	Mason Crosby	8	Tim Masthay		
P: 8	Tim Masthay	2	Mason Crosby		
H: 8	Tim Masthay	18	Randall Cobb		
PR: <u>10</u>	<u>Jeremy Ross</u>	<u>33</u>	<u>Micah Hyde</u>	<u>23</u>	<u>Johnathan Franklin</u>
KR: <u>10</u>	<u>Jeremy Ross</u>	<u>23</u>	<u>Johnathan Franklin</u>		
LS: 61	Brett Goode	82	Ryan Taylor		

Rookies and first-year players are underlined

COACH LOCATIONS

- ▶ **Coaches' Box:** Dom Capers (defensive coordinator), Joel Hilgenberg (assistant offensive line), Ben McAdoo (quarterbacks), Scott McCurley (defensive quality control), John Rushing (offensive assistant/special teams) and Joe Whitt (secondary - cornerbacks).
- ▶ **Sideline:** Edgar Bennett (wide receivers), James Campen (offensive line), Tom Clements (offensive coordinator), Mike Eayrs (research and development), Jerry Fontenot (tight ends), Kevin Greene (outside linebackers), Chad Morton (special teams assistant), Winston Moss (inside linebackers/asst. head coach), Darren Perry (secondary - safeties), Shawn Slocum (special teams coordinator), Mike Trgovac (defensive line) and Alex Van Pelt (running backs).



HOW THE PACKERS WERE BUILT

Year	Record	Draft (33)	Waivers (2)	Free Agents (18)
2005	4-12	QB Aaron Rodgers D1		
2006	8-8	LB A.J. Hawk D1 DT Johnny Jolly D6a	CB Jarrett Bush (Car)	DE Ryan Pickett (UFA) CB Tramon Williams
2007	13-3	WR James Jones D3a K Mason Crosby D6c	FB John Kuhn (Pit)	
2008	6-10	WR Jordy Nelson D2a TE Jermichael Finley D3 G Josh Sitton D4b		LS Brett Goode
2009	11-5	DT B.J. Raji D1a LB Clay Matthews D1b G T.J. Lang D4 LB Brad Jones D7		LB Robert Francois
2010	10-6	DE Mike Neal D2 S Morgan Burnett D3 TE Andrew Quarless D5a T Marshall Newhouse D5b RB James Starks D6 DE C.J. Wilson D7		C/G Evan Dietrich-Smith P Tim Masthay CB Sam Shields
2011	15-1	WR Randall Cobb D2 CB Davon House D4 TE Ryan Taylor D7a		S M.D. Jennings LB Jamari Lattimore
2012	11-5	LB Nick Perry D1 CB Casey Hayward D2b DE Mike Daniels D4a S Jerron McMillian D4b		T/G Don Barclay TE Brandon Bostick WR Jarrett Boykin WR Jeremy Ross G/C Greg Van Roten
2013		DE Datone Jones D1 RB Eddie Lacy D2 T David Bakhtiari D4a RB Johnathan Franklin D4c CB Micah Hyde D5a DE Josh Boyd D5b LB Nate Palmer D6 LB Sam Barrington D7c		S Chris Banjo LB Andy Mulumba G Lane Taylor QB Seneca Wallace



2013 BIOGRAPHIES

69 David Bakhtiari, T, Rookie, Colorado

- Drafted by the Packers with the first of three fourth-round selections (No. 129 overall) in 2013, he took over at left tackle with the No. 1 offense following a season-ending knee injury to veteran Bryan Bulaga in the team's Family Night scrimmage (Aug. 3).
- Earned second-team All-Pacific-12 honors from the conference's coaches each of his last two seasons (sophomore and junior seasons) at Colorado.

32 Chris Banjo, S, Rookie, Southern Methodist

- One of three non-drafted rookie free agents to make the opening-day roster out of training camp in 2013, joining G Lane Taylor and LB Andy Mulumba.
- A late addition to the roster, he signed on July 29 after spending the 2013 offseason with the Jacksonville Jaguars prior to being waived on July 25.
- Made the club on the strength of a solid preseason that saw him finish fifth on the team with 10 tackles (nine solo) and a sack in the four games.

67 Don Barclay, T/G, 2nd Year, West Virginia

- Worked as the starter at RT during the 2013 preseason.
- Appeared in all 16 contests in 2012, the only Green Bay rookie on the offensive side of the ball to do so last season.
- Started the final four regular-season games and both playoff contests at right tackle and in his six starts (including postseason), was part of an offense that averaged 32.0 points and 370.3 yards per game and committed only six turnovers over that span.

58 Sam Barrington, LB, Rookie, South Florida

- Rookie inside LB who appeared in all four preseason contests, placing second on the defense with 12 tackles (10 solo), in addition to a sack and a pass defensed.
- Drafted by the Packers with their own seventh-round choice (No. 232 overall), the last of three selections by the team in the final round of the 2013 NFL Draft.
- Played in 49 games with 36 starts during his four years at South Florida (2009-12) and registered 258 tackles (151 solo), 21½ tackles for a loss, 6½ sacks, five forced fumbles, one fumble recovery, one interception and nine passes defensed.

86 Brandon Bostick, TE, 1st Year, Newberry College

- Athletic TE with intriguing upside who made the opening-day roster after spending the 2012 season as a member of the Packers' practice squad.
- A converted WR who finished his collegiate career near the top of the school's record books in every major receiving category, posting 136 catches for 1,935 yards (14.2 avg.) and 19 TDs.

93 Josh Boyd, DE, Rookie, Mississippi State

- Drafted by the Packers with the second of two fifth-round selections (No. 167 overall), the lone compensatory choice awarded to the team in 2013.
- Played in 51 games with 41 starts during his four seasons at Mississippi State (2009-12) and posted 125 tackles (45 solo), including 18 tackles for a loss, 8½ sacks and a fumble recovery.

11 Jarrett Boykin, WR, 2nd Year, Virginia Tech

- Appeared in 10 contests as a rookie in 2012, catching five passes for 27 yards (5.4 avg.) and recording five tackles on special teams.
- Initially signed following his participation as a tryout player at the club's rookie orientation camp. Was one of four rookie free agents to make Green Bay's opening-day roster in 2012, joining T/G Don Barclay as the only non-drafted rookies on the offensive side of the ball to make the team.

42 Morgan Burnett, S, 4th Year, Georgia Tech

- One of the veteran leaders of a young secondary, he opened each of the team's 16 games (plus both playoff contests) for the second consecutive season in 2012, pushing his starting streak to 35 games (including playoffs).

- Finished second on the defense with his career-high 137 tackles (97 solo), a career-best two sacks, 13 passes defensed, two forced fumbles and a fumble recovery.
- Participated in all 1,088 plays for the Packers' defense in 2012, and, according to NFL participation statistics, was one of only four non-offensive linemen in the NFL to appear on 100 percent of his team's snaps.

24 Jarrett Bush, CB, 8th Year, Utah State

- Former non-drafted free agent and waiver-wire pickup who has played in all 16 games for five straight seasons, continuing his role as a reserve DB and key contributor on special teams.
- Led the team in coverage tackles during the regular season in 2012, matching his career high of 17 set in 2008. Marked his seventh straight season with a double-digit tackle total on special teams, becoming the first Packer to accomplish the feat since the statistic began being recorded in 1976.
- Current streak of 91 consecutive games played (including postseason) ranks No. 2 on the team behind K Mason Crosby (106).
- His 79 special teams tackles over the past five seasons rank first on the team over that span.

18 Randall Cobb, WR, 3rd Year, Kentucky

- Set a franchise single-season record with a league-high 2,342 combined net yards in 2012, topping the previous team mark of 2,250 yards by RB Ahman Green in 2003.
- Led the team in receptions (80) and receiving yards (954) in 2012 despite missing the season finale due to injury.
- With 954 receiving yards and 964 kickoff return yards in 2012, he became the first player in NFL history to post 900-plus yards in each category in the same season.
- Was named a first alternate for the Pro Bowl at kick returner in 2012. Averaged 25.4 yards on 38 kickoff returns and 9.4 yards on 31 punt returns.

2 Mason Crosby, K, 7th Year, Colorado

- Set an NFL record for the most points scored by a player in his first six seasons (2007-12) with 762, besting the previous mark held by Indianapolis K Mike Vanderjagt (755, 1998-2003).
- Ranks No. 4 in franchise history with 762 career points (306 extra points, 152 field goals). His 152 field goals rank No. 3 in team annals behind only Ryan Longwell (226) and Chris Jacke (173).
- Has posted six 100-point seasons, No. 2 in franchise history behind only Longwell's eight seasons (1997-2004).
- Has not missed a game in his career, playing in 106 straight games (including postseason), the longest current streak on the team.

Streaks & Milestones

- Has 14 FGs of 50 yards or more in his career, and 20 games with three or more FGs.
- Reached 700 points after 89 career games, the second-fastest player to hit the 700-mark in club history behind only RB Paul Hornung (87 contests).
- In his career, is 152 of 198 (76.8) on FGs, and 306 of 308 on PATs (99.4).

76 Mike Daniels, DE, 2nd Year, Iowa

- Appeared in 14 regular-season games and both playoff contests as a rookie in 2012, playing mostly in the defensive sub-packages as an interior pass rusher and also at times on special teams. Finished with 19 tackles (11 solo), two sacks, a team-leading two fumble recoveries and a pass defensed.
- Both of his fumble recoveries came in games against Detroit, the second of which he returned for a 43-yard TD in Week 14, the longest fumble return for a score by a rookie in franchise history.

62 Evan Dietrich-Smith, C/G, 4th Year, Idaho State

- Appeared in all 32 games over the past two seasons, joining T Marshall Newhouse as the only offensive linemen on the team to do so over that span.
- Has started nine contests since 2011, opening five at LG, two at C and two at RG.
- Took over as the starting center for the final two regular-season games and both postseason contests in 2012. Also opened four games at LG earlier in the season with the line shuffling due to T Bryan Bulaga's season-ending injury.

88 Jermichael Finley, TE, 6th Year, Texas

- Ranks No. 3 in franchise history for the most career receiving yards by a tight end with 2,485 and No. 4 in team annals for the most receptions by a TE with 198. Needs just 110 yards to move past No. 2 Ron Kramer (2,594) and five catches to move past No. 3 Ed West (202).
- Is the only tight end in Packers history to record three 55-catch seasons (2009, 2011-12) and holds three of the top seven single-season yardage totals by a TE in team annals (2009, 2011-12).
- Set a single-season franchise record for the most catches by a tight end with 61 in 2012.

49 Robert Francois, LB, 4th Year, Boston College

- Versatile backup linebacker and special teams performer who played in a career-high 16 games in 2012. Appeared exclusively on the coverage units and finished the season ranked second on the club with a career-best 13 coverage tackles.
- Spent the entire season on the active roster for the first time in 2011 and saw the most extensive playing time of his career late in the year. Played in 11 games with two starts, tallying 21 tackles (15 solo), two interceptions, three passes defended and a forced fumble as an injury replacement for LB A.J. Hawk (calf).

23 Johnathan Franklin, RB, Rookie, UCLA

- Rookie ballcarrier who looks to add depth in the backfield and also participate on special teams.
- Drafted by the Packers with the last of three fourth-round selections (No. 125 overall).
- Played in 53 games with 45 starts during his collegiate career and rushed for 4,403 yards and 31 TDs on 788 carries (5.6 avg.) and added 58 receptions for 517 yards (8.9 avg.) and three TDs.

61 Brett Goode, LS, 6th Year, Arkansas

- Reliable long snapper was a last-minute injury replacement for LS J.J. Jansen following the 2008 preseason and has performed the job almost flawlessly for the past five seasons.
- Was one of only three Packers (CB Jarrett Bush, K Mason Crosby) to appear in all 80 regular-season games from 2008-12.
- Has appeared in all 80 regular-season games and eight playoff contests since joining the club, having recorded 11 coverage tackles and a fumble recovery in his five seasons, including a career-best five tackles in 2010.

50 A.J. Hawk, LB, 8th Year, Ohio State

- Productive, assignment-sure defender entering his eighth season, having played in 110 of a possible 112 regular-season games with 107 starts in his first seven years.
- Has posted 872 tackles (622 solo), 13½ sacks, eight interceptions, 34 passes defended, two forced fumbles and four fumble recoveries during his career, and has registered 100-plus tackles in six of his seven seasons in Green Bay.
- The lone constant in an ILB group beset by injuries in 2012, he started all 16 games for the first time since 2008 and led the defense with 142 tackles (105 solo), the second-highest total of his career. Also recorded three sacks, his most since 2008.

29 Casey Hawyard, CB, 2nd Year, Vanderbilt

- Demonstrated the playmaking ability that made him a standout at the col-

lege level, playing in all 16 games as a rookie, starting seven and finishing with 55 tackles (43 solo) and a forced fumble, while also leading the club with six INTs and 25 passes defended.

- His six INTs led all NFL rookies, ranked tied for fifth in the league among all players, and were the most by a Packers rookie since CB Mike McKenzie had six in 1999.
- Served as the team's nickel CB early in the season before entering the starting lineup in Week 7 at St. Louis as a replacement for the injured Sam Shields (shin/ankle). Reassumed the No. 3 CB role upon Shields' return to the lineup in Week 15, playing out the remainder of the regular season and both playoff games in that capacity.

31 Davon House, CB, 3rd Year, New Mexico State

- Suffered a shoulder injury on special teams late in the 2012 preseason opener at San Diego (Aug. 9), a setback that sidelined him for the remainder of the summer and the first six weeks of the regular season.
- Following an injury to CB Sam Shields (shin/ankle), made his season debut in Week 7 at St. Louis and went on to start five of the next six contests, seeing the most extended action of his young career.
- Finished the season with 18 tackles (17 solo), a sack and tied for fourth on the club with 13 passes defended.

33 Micah Hyde, CB, Rookie, Iowa

- Promising newcomer who turned in an impressive training camp and preseason. Appears primed for playing time as one of the defense's nickel/dime CBs, and may also look to contribute in the return game in 2013.
- Finished his time at Iowa having played in every game over the course of his career (51), recording 240 tackles (155 solo), including 5½ for a loss, 29 passes defended, eight INTs, four forced fumbles and three fumble recoveries.
- Earned first-team All-Big Ten honors from both the league's coaches and media following the 2012 season and was also honored as the second-ever recipient of the conference's Jack Tatum-Rod Woodson Defensive Back of the Year Award, now given annually to the league's most outstanding player in the secondary.

43 M.D. Jennings, S, 3rd Year, Arkansas State

- Appeared in all 16 games in 2012, seeing his role expanded when he became the primary injury replacement for veteran Charles Woodson (collarbone) and went on to start the final nine regular-season games at free safety.
- Registered the first defensive statistics of his career, finishing with 46 tackles (41 solo), six passes defended and an INT that he returned for a touchdown.
- Also factored on special teams for the second consecutive season, tallying a career-high 10 coverage tackles, a total that was tied for third on the club.

97 Johnny Jolly, DE, 5th Year, Texas A&M

- Veteran defensive lineman who returns to the club following a three-year hiatus due to an NFL-issued suspension for violation of the league's substance-abuse policy. Had his suspension lifted by the commissioner on March 4, 2013, and was legally cleared to rejoin the team for the conclusion of the offseason program in late May.
- Appeared in each of the team's four 2013 preseason games and showed glimpses of the production that made him a valuable contributor during the first part of his career. Finished the preseason with four tackles (all solo), a sack, an interception and two passes defended.

59 Brad Jones, LB, 5th Year, Colorado

- Made the offseason transition from outside to inside LB in 2012, and ultimately assumed starting duties at the 'Mack' LB position following season-ending injuries to both Desmond Bishop (hamstring) and D.J. Smith (knee).
- Took over as the starter in Week 7 following the injury to Smith and went on to open the final 10 games, posting career highs in tackles (102), solo tackles (75), passes defended (six) and forced fumbles (one). His tackle

total ranked No. 3 on the team and he also added two sacks.

- Also started both playoff games and tied for the team lead with 16 tackles (13 solo) in the postseason.
- Reached unrestricted free agency in the spring of 2013, but was quickly re-signed to a new contract by the Packers, March 21.

95 Datone Jones, DE, Rookie, UCLA

- Drafted by the Packers with the No. 26 overall selection in the first round. Joined QB Ernie Case (No. 6 overall, 1947) as the only UCLA players to be drafted by the Packers in the first round.
- Appeared in 51 games with 43 starts during his Bruin career and finished with 148 tackles (90 solo), 36½ tackles for loss, 13½ sacks, five passes defended, four forced fumbles and one fumble recovery.
- Started all 14 games as a senior in 2012 and earned second-team All-Pacific-12 honors from the league's coaches.

89 James Jones, WR, 7th Year, San Jose State

- Led the NFL with 14 TD catches in 2012, the first Packer to lead the league in the category since WR Sterling Sharpe did so with his franchise-record 18 in 1994. The 14 TD grabs were tied for the fourth most in a season in franchise history.
- Recorded career highs in every category last season, hauling in 64 passes for 784 yards (12.3 avg.) and the 14 scores.
- Has played in all 16 games each of the past four seasons, one of only six NFL wide receivers to do so over that span, and in five of his six seasons as a pro.

30 John Kuhn, FB, 8th Year, Shippensburg

- Has played in 92 games with the Packers (2007-12), the most by an offensive player on the roster over that span.
- Has appeared in 92 of 96 games (102 of 106 including playoffs) during his six seasons in Green Bay, including all 16 regular-season contests in four of those seasons.
- Has scored a touchdown each of the last four postseasons (2009-12), the only player in the NFL to accomplish that feat over that span. Joined RB Dorsey Levens (five straight, 1994-98) and WR Antonio Freeman (1995-98) as the only players in team history to score a TD in four or more consecutive postseasons.

27 Eddie Lacy, RB, Rookie, Alabama

- Selected by the Packers in the second round (No. 61 overall) of the 2013 NFL Draft following a productive three-year playing career at Alabama.
- Was a member of three national championship teams during his four years on campus, during which time the program posted a 49-5 record (.907).
- Ended his career with a 6.8-yard per carry average that ranked No. 1 in school history among players with a minimum of 300 career attempts.

70 T.J. Lang, G, 5th Year, Eastern Michigan

- His 31 starts over the past two seasons are the most by a Green Bay offensive lineman.
- Has started 34 games in his first four seasons as a pro, opening contests at three different positions (27 at LG, five at RT, two at LT). Enters the 2013 season as the team's starter at RG following an offseason transition from his familiar LG post.
- In his first two seasons as a full-time starter (2011-12), helped the Packers rank No. 3 in the NFL in scoring (31.0 ppg) and No. 4 in overall offense (382.3 yards per game) over that span.

57 Jamari Lattimore, LB, 3rd Year, Middle Tennessee State

- A core special teams player who was voted by teammates as one of six playoff captains prior to the 2012 postseason, serving as one of two representatives for the special teams.
- Originally made the team as an outside linebacker in 2011, but spent his first offseason transitioning to the inside positions, where he played in 2012.
- Played in a career-high 14 games in 2012, tying for fourth on the club

with a career-best 10 special teams tackles, also recovering an onside kick.

8 Tim Masthay, P, 4th Year, Kentucky

- Bested his own franchise record by posting a 38.9-yard net average in 2012, improving upon that number for the second consecutive season as he now holds the top three single-season marks in club history (since 1976).
- Ranked No. 7 in the NFL and tied Sean Landeta's (1998) franchise record by landing a career-high 30 punts inside the 20-yard line in 2012.
- Also spearheaded a stingy punting unit that ranked No. 5 in the NFL in opponent return average (7.5) in 2012 and allowed the third-fewest return yards in the league with 179, the second-lowest total in franchise history (113 in 2007).
- After clearing the 150-career punt mark in 2012, his 44.2-yard gross average now qualifies for No. 1 in franchise history.

52 Clay Matthews, LB, 5th Year, Southern California

- Became the first player in franchise history to earn Pro Bowl recognition in each of his first four seasons in the NFL (2009-12).
- Returned to the ROLB position for the 2012 campaign and was en route to what would have been his finest statistical season when a hamstring injury suffered in Week 10 sidelined him for Weeks 11-14 and caused him to miss four full games.
- Finished the 2012 season having started all 12 games in which he appeared, registering 60 tackles (45 solo), 13 sacks, four passes defended and a forced fumble, earning his fourth consecutive bid to the Pro Bowl.

22 Jerron McMillian, S, 2nd Year, Maine

- Made marked contributions in his first season in 2012, becoming one of four rookies to appear in all 16 games, playing extensively on both special teams and defense.
- Defensively, amassed 30 tackles (21 solo), an INT, a fumble recovery and tied for fourth on the club with 13 passes defended.
- Flashed playmaking ability at different points during the season, joining fellow S Morgan Burnett as the only two players on the team to record both an INT and a fumble recovery in 2012.

55 Andy Mulumba, LB, Rookie, Eastern Michigan

- One of three non-drafted free agents to make the opening-day roster in 2013, joining S Chris Banjo and G Lane Taylor.
- A collegiate DE who has undertaken the conversion to OLB in the Packers' 3-4 defensive front, he finished the preseason with seven tackles (five solo) and a sack.
- Played in all 48 games with 31 starts during his four-year college career, totaling 143 tackles (46 solo), 4½ sacks, four forced fumbles and a fumble recovery.

96 Mike Neal, DE, 4th Year, Purdue

- Powerful, strong defensive end and inside pass rusher who enters the 2013 campaign in a DE/OLB hybrid role that will see him line up in multiple positions across the defensive front.
- Appeared in a career-high 11 games in 2012, finishing with 18 tackles (10 solo) and ranking second on the team behind LB Clay Matthews with a career-best 4½ sacks.
- Was limited to just nine games over the course of his first two seasons, missing all but two games of his rookie campaign with abdominal/shoulder injuries and then suffering a knee sprain in training camp that sidelined him until midseason in 2011.

87 Jordy Nelson, WR, 6th Year, Kansas State

- Sixth-year veteran wideout seeking to bounce back from an injury-plagued 2012 season that saw him miss four full games and extended parts of others with a hamstring injury.
- Underwent a minor knee surgery during training camp and did not make his preseason debut until the Week 4 finale at Kansas City (Aug. 29).
- Ranks No. 2 in the NFL with 22 TD catches since 2011, trailing only Patriots TE Rob Gronkowski (28) over that span.

- Has an average of 17.2 yards per catch since 2011, No. 2 in the NFL over that span among players with 100 or more receptions behind only Buccaneers WR Vincent Jackson (18.9).

74 Marshall Newhouse, T, 4th Year, Texas Christian

- Opens the season as the top backup at both tackle positions on the offensive line, offering depth and experience after two seasons as a member of the starting lineup.
- Has played in all 32 regular-season games with 29 starts over the past two seasons, opening 26 at LT and three at RT.
- Started every game at left tackle in 2012, one of only two offensive linemen (Josh Sitton) to open all 16 contests last season.

51 Nate Palmer, LB, Rookie, Illinois State

- Newcomer seeking to make the transition from collegiate DE to professional OLB in the Packers' 3-4 defensive front.
- Was selected with the team's lone choice in the sixth round (193rd overall) of the 2013 NFL Draft, becoming the 12th player in Illinois State history to be drafted and the first since 2007 (WR Laurent Robinson, Atlanta).
- After transferring from Illinois, finished his career having started all 24 games over his two seasons for the Redbirds, amassing 117 tackles (50 solo), including 25½ for loss, 17 sacks, five forced fumbles and two fumble recoveries.

53 Nick Perry, LB, 2nd Year, Southern California

- Top draft choice in 2012 that made the difficult transition from playing defensive end in college to stand-up outside linebacker at the pro level. Opened five of the first six contests of his rookie season, collecting 29 tackles (18 solo) and two sacks from the LOLB position.
- A true power player who showed little difficulty physically adjusting to the NFL before suffering a knee injury in Week 6 at Houston (Oct. 14), and later having surgery on a lingering wrist ailment that ultimately ended his season. Placed on injured reserve, Nov. 7.

79 Ryan Pickett, DE, 13th Year, Ohio State

- Begins his 13th NFL season and eighth in Green Bay as a primary run-stuffer and unsung veteran leader on the defensive line.
- Has unselfishly rotated between both nose tackle and left defensive end since the Packers' implementation of the 3-4 alignment in 2009.
- Was impressively available and reliable during what was his 12th season in 2012, starting all 16 games for the first time since 2008 and ranking fourth on the club with 75 tackles (27 solo), his highest total since 2008.

81 Andrew Quarless, TE, 4th Year, Penn State

- Seeking to return to action after missing the entire 2012 season as he continued his rehabilitation from a significant knee injury sustained at the N.Y. Giants in Week 13 of the 2011 season.
- Played in 23 games with five starts in his first two seasons (2010-11), catching 24 passes for 274 yards (11.4 avg.) and one TD.

90 B.J. Raji, DT, 5th Year, Boston College

- Has emerged as one of the top players in the league at his position over the past three seasons, and earned his first trip to the Pro Bowl in 2011, the first Packers defensive tackle since Bob Brown in 1972 to receive the honor.
- Earned Pro Bowl alternate status for his performance in 2012 after starting all 14 games in which he appeared and posting 46 tackles (26 solo) and a pass defended.

28 Sean Richardson, S, 2nd Year, Vanderbilt

- Opens the 2013 season on the reserve/physically unable to perform list as he continues to recover from offseason surgery on his neck.
- One of four non-drafted free agents to emerge from training camp to make the team's opening-day roster in 2012.
- Battled a hamstring injury early in the 2012 regular season before appearing in five games, but then suffered the neck injury that landed him on injured reserve, Dec. 1.

12 Aaron Rodgers, QB, 9th Year, California

- Ranks No. 1 in NFL history (min. 1,500 attempts) with a career passer rating of 104.9, more than eight points ahead of No. 2 Steve Young (96.8).
- Also ranks No. 1 in league history in career INT percentage (1.73) and TD/INT ratio (3.72, 171/46) and ranks No. 2 in career completion percentage (65.7).
- In 78 career regular-season starts (52-26 record), has posted 28 games with 300-plus passing yards, 43 without an interception and 46 with a 100-plus passer rating.
- Has been selected to the Pro Bowl three of the last four seasons (2009, 2011-12) and was named the NFC's starting QB each of the past two seasons.

10 Jeremy Ross, WR, 1st Year, California

- Played in the final five regular-season games and both playoff contests for Green Bay in 2012 after originally joining the team as a member of the practice squad on Oct. 17.
- Posted a 25.8-yard average on four punt returns in the regular season, highlighted by a 58-yard return vs. Tennessee in Week 16, and a 28.7-yard average on three kickoff returns.

78 Derek Sherrod, T, 3rd Year, Mississippi State

- Opens the 2013 season on the reserve/physically unable to perform list, having spent the last year and a half rehabilitating a broken leg suffered in Week 15 of 2011.
- Appeared in five games as a rookie in 2011, seeing time at tackle with injuries to veteran LT Chad Clifton and second-year RT Bryan Bulaga.
- Saw his most significant action in Week 5 at Atlanta when he played RT for most of the game with Bulaga sidelined and Clifton exiting on the second series.
- Was a first-team All-America selection by CBSSports.com and Rivals.com in 2010 and earned first-team All-SEC honors from the coaches and the media.

37 Sam Shields, CB, 4th Year, Miami

- Enters 2013 as a cemented starter on the outside for the Green Bay defense.
- Worked his way into the starting lineup after the beginning of the regular season in 2012, taking over as the No. 2 CB in the team's base defense following veteran Charles Woodson's transition to safety.
- Started Weeks 2-6 at RCB before suffering a shin/ankle injury at Houston (Oct. 14) that sidelined him for the next six games. For the season, appeared in 10 games with eight starts and registered career highs with 38 tackles (27 solo) and 16 passes defended, also ranking second on the club with three interceptions, in addition to his first career sack.

71 Josh Sitton, G, 6th Year, Central Florida

- Was named to his first career Pro Bowl in 2012, becoming the first Green Bay guard to be selected since Marco Rivera in 2004.
- One of only two linemen (T Marshall Newhouse) to start all 16 games in 2012 and joined Newhouse as the only players on the team to play every offensive snap last season.
- Was selected as a Pro Bowl alternate in both 2010 and 2011 and was named the Offensive Lineman of the Year by the NFL Alumni Association in 2010.

44 James Starks, RB, 4th Year, Buffalo

- Posted a combined 833 rushing yards in 2011-12, the most by a Packer over that span, despite being limited to just six games because of injuries in 2012.
- Led the team with 578 rushing yards on 133 carries (4.3 avg.) in 2011, while also leading the running backs with 29 receptions for 216 yards (7.4 avg.).

65 Lane Taylor, G, Rookie, Oklahoma State

- One of three non-drafted rookie free agents to make the opening-day roster in 2013.

- Joined the Packers following an impressive college career that saw him start 47 games over the course of four seasons for the Cowboys.
- Blocked for an offense that ranked in the top 3 nationally in scoring each of his final three seasons and was voted a unanimous first-team All-Big 12 selection by the league's coaches in 2012.

82 Ryan Taylor, TE, 3rd Year, North Carolina

- Has appeared in 31 regular-season games during his first two seasons and registered 18 tackles on special teams as one of the team's top contributors in the third phase.
- His two-year tackle total ranked No. 3 on the team over that span behind only CB Jarrett Bush (29) and S M.D. Jennings (19).
- Played in all 16 contests in 2012 and finished fifth on the team with eight special teams tackles.

73 JC Tretter, T, Rookie, Cornell

- Rookie OL who will begin the season on the reserve/physically unable to perform list after suffering a significant ankle injury in the first practice of the Organized Team Activities in the spring.
- Chosen by Green Bay with the second of three fourth-round draft picks in 2013. Selected with 122nd overall pick.
- A four-year letterman and two-year starter for the Big Red who grew from a 238-pound freshman tight end to a 300-pound All-American left tackle during his time on campus and appeared in 40 games during his career.
- Earned unanimous first-team All-Ivy League honors, and was a first-team All-American (Football Championship Subdivision) selection by the *NFL Draft Report* as a senior in 2012.

64 Greg Van Roten, G/C, 2nd Year, Pennsylvania

- Top backup along the interior who added the center position to his repertoire during the offseason program this spring.
- Signed by Green Bay as a non-drafted free agent on July 25, 2012, and spent the opening five games on the Packers' practice squad.
- Was later signed to the active roster on Oct. 13 and appeared in seven regular-season games and both playoff contests.
- As a rookie in 2012, saw time on special teams and as an extra blocker on offense.

9 Seneca Wallace, QB, 10th Year, Iowa State

- Signed by Green Bay Sept. 2, to serve as the primary backup to QB Aaron Rodgers.
- Spent time with both New Orleans and San Francisco during the 2013 preseason after sitting out the 2012 regular season.
- Appeared in 62 games with 21 starts over the course of his first nine seasons in the league, spending his first seven seasons as a member of the Seattle Seahawks (2003-09) and an additional two years with the Cleveland Browns (2010-11).
- For his career, has completed 452 of 764 passes (59.2 percent) for 4,808 yards and 31 TDs with and 18 INTs for a 81.3 passer rating.

38 Tramon Williams, CB, 7th Year, Louisiana Tech

- Former non-drafted free agent and practice-squad player who has gone on to appear in nearly 100 games for the Packers since 2007.
- Battled a knee injury during the 2013 training camp and made his pre-season debut in the finale at Kansas City, making an INT on the game's opening play before exiting the game (coaches' decision).
- Started all 16 games for the second time in his career in 2012, tallying 61 tackles (51 solo), two INTs and a career-high-tying 24 passes defended.

98 C.J. Wilson, DE, 4th Year, East Carolina

- Dealt with injuries for the first time as a pro in 2012, missing five games to groin and knee injuries during the regular season. Was productive when available, appearing in 11 games with a career-high seven starts and setting new career bests with 37 tackles (18 solo) and 2½ sacks.
- Played in 31 of 32 possible games in his first two professional seasons (2010-11).

99 Jerel Worthy, DE, 2nd Year, Michigan State

- Opens the 2013 season on the reserve/physically unable to perform list after suffering a significant knee injury late in the fourth quarter of the team's 2012 regular-season finale at Minnesota.
- Became a regular part of the defensive-line rotation early on in 2012, playing extensively in the sub-defenses and also contributing as a defensive end in the base 3-4.
- Appeared in 14 games with four starts and made 23 tackles (11 solo), in addition to 2½ sacks and a forced fumble.

National Football League Game Summary

NFL Copyright © 2013 by The National Football League. All rights reserved. This summary and play-by-play is for the express purpose of assisting media in their coverage of the game; any other use of this material is prohibited without the written permission of the National Football League. Updated: 8/30/2013

Date: Thursday, 8/29/2013

Green Bay Packers at Kansas City Chiefs

at Arrowhead Stadium, Kansas City, MO

Start Time: 7:07 PM CDT

Game Day Weather

Game Weather: Clear
Played Outdoor on Turf: Natural

Temp: 90° F (32.2° C) Humidity: 37%, Wind: S-SW 12 mph

Officials

Referee: Coleman, Walt (65)	Umpire: Ellison, Roy (81)	Head Linesman: Bergman, Jerry (91)
Line Judge: Baynes, Rusty (59)	Side Judge: Patterson, Rick (15)	Field Judge: Gautreaux, Greg (80)
Back Judge: Yette, Greg (38)	Replay Official: Boylston, Bob	

Lineups

Green Bay Packers			Kansas City Chiefs				
Offense		Defense	Offense		Defense		
WR 87	J.Nelson	NT 79	R.Pickett	WR 19	D.Wylie	LDE 97	A.Bailey
LT 69	D.Bakhtiari	RDE 90	B.Raji	LT 79	D.Stephenson	NT 95	J.Powe
LG 71	J.Sitton	LOLB 53	N.Perry	LG 65	R.Henry	RDE 98	A.Toribio
C 62	E.Dietrich-Smith	BLB 50	A.Hawk	C 52	E.Kush	LOLB 51	F.Zombo
RG 70	T.Lang	MLB 49	R.Francois	RG 66	T.Draheim	LILB 52	O.Lemon
RT 67	D.Barclay	ROLB 96	M.Neal	RT 74	G.Schwartz	RILB 54	Z.Diles
TE 81	A.Quarless	LCB 38	T.Williams	TE 87	T.Kelce	ROLB 99	E.Jones
WR 18	R.Cobb	RCB 37	S.Shields	WR 88	J.Hemingway	LCB 30	J.Brown
QB 13	V.Young	CB 33	M.Hyde	WR 13	A.Jenkins	RCB 21	D.Robinson
RB 27	E.Lacy	SS 43	M.Jennings	QB 10	C.Daniel	SS 35	Q.Demps
FB 30	J.Kuhn	FS 22	J.McMillian	RB 34	K.Davis	FS 39	H.Abdullah

Substitutions

K 2 M.Crosby, P 8 T.Masthay, QB 9 B.Coleman, WR 10 J.Ross, WR 11 J.Boykin, WR 17 C.Johnson, WR 19 M.White, RB 20 A.Green, RB 23 J.Franklin, CB 31 D.House, S 32 C.Banjo, CB 34 B.Smith, CB 35 L.Means, S 40 D.Fulton, S 41 C.Powell, RB 44 J.Starks, TE 45 J.Stoneburner, LB 46 A.Mulumba, FB 48 J.Amosa, LB 51 N.Palmer, LB 54 D.Moses, LB 56 T.Manning, LB 57 J.Lattimore, LB 58 S.Barrington, C 60 P.Lewis, LS 61 B.Goode, G/C 64 G.Van Roten, G 65 L.Taylor, T 68 K.Hughes, C 72 G.Gerhart, T 74 M.Newhouse, DE 76 M.Daniels, T 77 A.Datko, TE 82 R.Taylor, WR 83 T.Walker, TE 84 D.Williams, TE 85 M.Mulligan, TE 86 B.Bostick, DT 91 J.Miller, DE 93 J.Boyd, LB 94 D.Savage, DE 95 D.Jones, DT 97 J.Jolly, DE 98 C.Wilson

Substitutions

P 2 D.Colquitt, K 6 R.Succop, WR 8 J.Bellamy, QB 9 T.Bray, RB 20 S.Draughn, WR 22 D.McCluster, DB 31 T.Hartman, CB 32 S.Moody, RB 32 C.Gray, S 41 M.Bronson, LS 43 T.Gafford, FB 44 T.Opurum, S 45 G.Castillo, TE 46 K.Brock, CB 47 K.Cox, TE 47 D.Harris, S 48 B.McDougald, LB 53 M.Catapano, LB 60 R.Wilson, T 60 S.Baker, LB 62 J.Martin, LB 66 D.Drakeford, T 68 D.Waldron, OL 69 R.Watkins, T 77 M.Reynolds, WR 83 R.Richardson, WR 85 F.Hammond, DE 90 A.Lane, DL 96 M.Dixon

Did Not Play

QB 12 A.Rodgers, CB 24 J.Bush, CB 25 J.Nixon, CB 29 C.Hayward, S 42 M.Burnett, LB 52 C.Matthews, LB 59 B.Jones, TE 88 J.Finley, WR 89 J.Jones

Did Not Play

QB 11 A.Smith, WR 17 D.Avery, S 23 K.Lewis, CB 24 B.Flowers, RB 25 J.Charles, DB 26 S.Commings, CB 27 S.Smith, S 29 E.Berry, FB 42 A.Sherman, LB 50 J.Houston, LB 55 A.Jordan, LB 56 D.Johnson, LB 57 N.Johnson, C 61 R.Hudson, DL 70 M.Devito, OL 71 J.Allen, T 72 E.Fisher, G 73 J.Asamoah, T 76 B.Albert, TE 80 A.Fasano, TE 81 T.Moeaki, WR 82 D.Bowe, LB 91 T.Hali, DT 92 D.Poe, DE 94 T.Jackson

Not Active

Not Active

Field Goals (made () & missed)

M.Crosby	(48) (45)	R.Succop	(37) (48) (48)						
				1	2	3	4	OT	Total
VISITOR:	Green Bay Packers			3	3	2	0	0	8
HOME:	Kansas City Chiefs			3	10	7	10	0	30

Scoring Plays

Team	Qtr	Time	Play Description (Extra Point) (Drive Info)	Visitor	Home
Packers	1	12:53	M.Crosby 48 yd. Field Goal (4-5, 1:55)	3	0
Chiefs	1	3:49	R.Succop 37 yd. Field Goal (4--5, 1:55)	3	3
Chiefs	2	8:50	R.Succop 48 yd. Field Goal (6-25, 2:47)	3	6

National Football League Game Summary

NFL Copyright © 2013 by The National Football League. All rights reserved. This summary and play-by-play is for the express purpose of assisting media in their coverage of the game; any other use of this material is prohibited without the written permission of the National Football League. Updated: 8/30/2013

Packers	2	6:13	M.Crosby 45 yd. Field Goal (8-53, 2:37)	6	6
Chiefs	2	0:05	J.Hemingway 8 yd. pass from T.Bray (R.Succop kick) (7-50, 1:35)	6	13
Chiefs	3	6:03	J.Bellamy 43 yd. pass from T.Bray (R.Succop kick) (4-55, 1:37)	6	20
Packers	3	1:44	T.Bray sacked in end zone by S.Barrington for a Safety	8	20
Chiefs	4	12:19	R.Succop 48 yd. Field Goal (6-23, 3:17)	8	23
Chiefs	4	5:14	F.Hammond 9 yd. pass from T.Bray (R.Succop kick) (10-41, 5:29)	8	30
Paid Attendance: 65,053				Time: 3:11	

Green Bay Packers vs Kansas City Chiefs
8/29/2013 at Arrowhead Stadium

Final Individual Statistics

Green Bay Packers

Kansas City Chiefs

RUSHING	ATT	YDS	AVG	LG	TD	RUSHING	ATT	YDS	AVG	LG	TD
J.Franklin	8	23	2.9	7	0	C.Gray	13	72	5.5	18	0
J.Starks	3	14	4.7	10	0	S.Draughn	4	18	4.5	8	0
V.Young	3	12	4.0	6	0	T.Bray	2	14	7.0	7	0
A.Green	7	10	1.4	3	0	C.Daniel	1	5	5.0	5	0
E.Lacy	2	1	0.5	1	0	K.Davis	4	3	0.8	2	0
J.Amosa	1	1	1.0	1	0						
Total	24	61	2.5	10	0	Total	24	112	4.7	18	0

PASSING	ATT	CMP	YDS	SK/YD	TD	LG	IN	RT	PASSING	ATT	CMP	YDS	SK/YD	TD	LG	IN	RT
V.Young	30	14	144	2/6	0	26	0	61.0	T.Bray	25	14	169	3/28	3	43	1	99.8
B.Coleman	7	2	19	0/0	0	13	1	0.0	C.Daniel	8	4	27	2/18	0	11	1	18.2
Total	37	16	163	2/6	0	26	1	45.2	Total	33	18	196	5/46	3	43	2	77.3

PASS RECEIVING	TAR	REC	YDS	AVG	LG	TD	PASS RECEIVING	TAR	REC	YDS	AVG	LG	TD
T.Walker	7	5	30	6.0	14	0	J.Hemingway	10	7	80	11.4	22	1
J.Ross	6	3	50	16.7	26	0	J.Bellamy	5	2	54	27.0	43	1
M.White	5	2	35	17.5	23	0	A.Jenkins	5	2	14	7.0	8	0
J.Franklin	2	2	11	5.5	14	0	K.Davis	2	2	8	4.0	8	0
R.Taylor	2	1	24	24.0	24	0	C.Gray	2	2	7	3.5	7	0
B.Bostick	4	1	11	11.0	11	0	K.Brock	1	1	13	13.0	13	0
D.Williams	2	1	2	2.0	2	0	T.Kelce	2	1	11	11.0	11	0
A.Green	1	1	0	0.0	0	0	F.Hammond	1	1	9	9.0	9	1
J.Starks	3	0	0	0.0	0	0	R.Richardson	2	0	0	0.0	0	0
C.Johnson	3	0	0	0.0	0	0	S.Draughn	1	0	0	0.0	0	0
J.Stoneburner	1	0	0	0.0	0	0	T.Opulum	1	0	0	0.0	0	0
M.Mulligan	1	0	0	0.0	0	0	D.Harris	1	0	0	0.0	0	0
Total	37	16	163	10.2	26	0	Total	33	18	196	10.9	43	3

INTERCEPTIONS	NO	YDS	AVG	LG	TD	INTERCEPTIONS	NO	YDS	AVG	LG	TD
T.Williams	1	0	0.0	0	0	F.Zombo	1	27	27.0	27	0
B.Smith	1	0	0.0	0	0						
Total	2	0	0.0	0	0	Total	1	27	27.0	27	0

PUNTING	NO	YDS	AVG	NET	TB	IN20	LG	PUNTING	NO	YDS	AVG	NET	TB	IN20	LG
T.Masthay	9	407	45.2	32.8	0	3	57	D.Colquitt	5	249	49.8	43.4	1	1	60
Total	9	407	45.2	32.8	0	3	57	Total	5	249	49.8	43.4	1	1	60

PUNT RETURNS	NO	YDS	AVG	FC	LG	TD	PUNT RETURNS	NO	YDS	AVG	FC	LG	TD
M.Hyde	1	12	12.0	3	12	0	F.Hammond	6	103	17.2	0	36	0
[TOUCHBACK]	1	0	0.0	0	0	0	R.Richardson	1	9	9.0	0	9	0
							[DOWNED]	1	0	0.0	0	0	0
							[OUT OF BOUNDS]	1	0	0.0	0	0	0
Total	1	12	12.0	3	12	0	Total	7	112	16.0	0	36	0

KICKOFF RETURNS	NO	YDS	AVG	FC	LG	TD	KICKOFF RETURNS	NO	YDS	AVG	FC	LG	TD
A.Green	1	25	25.0	0	25	0	A.Jenkins	1	21	21.0	0	21	0
J.Ross	1	16	16.0	0	16	0	[TOUCHBACK]	2	0	0.0	0	0	0
[TOUCHBACK]	6	0	0.0	0	0	0							
Total	2	41	20.5	0	25	0	Total	1	21	21.0	0	21	0

Green Bay Packers

FUMBLES	FUM	LOST	OWN-REC	YDS	TD	FORCED	OPP-REC	YDS	TD	OUT-BDS
V.Young	2	1	0	0	0	0	0	0	0	0
T.Walker	1	0	0	0	0	0	0	0	0	0
M.White	1	0	0	0	0	0	0	0	0	0
G.Gerhart	0	0	1	0	0	0	0	0	0	0
L.Taylor	0	0	1	0	0	0	0	0	0	0
G.Van Roten	0	0	1	0	0	0	0	0	0	0

Green Bay Packers vs Kansas City Chiefs
8/29/2013 at Arrowhead Stadium

Final Individual Statistics

N.Palmer	0	0	0	0	0	1	0	0	0	0
Total	4	1	3	0	0	1	0	0	0	0

Kansas City Chiefs

FUMBLES	FUM	LOST	OWN-REC	YDS	TD	FORCED	OPP-REC	YDS	TD	OUT-BDS
F.Hammond	1	0	1	0	0	0	0	0	0	0
T.Bray	1	0	0	0	0	0	0	0	0	0
S.Draughn	0	0	1	0	0	0	0	0	0	0
J.Martin	0	0	0	0	0	1	1	0	0	0
M.Dixon	0	0	0	0	0	1	0	0	0	0
D.Drakeford	0	0	0	0	0	1	0	0	0	0
R.Wilson	0	0	0	0	0	1	0	0	0	0
Total	2	0	2	0	0	4	1	0	0	0

Final Team Statistics

	Visitor Packers	Home Chiefs
TOTAL FIRST DOWNS	13	16
By Rushing	1	7
By Passing	9	7
By Penalty	3	2
THIRD DOWN EFFICIENCY	2-15-13%	4-13-31%
FOURTH DOWN EFFICIENCY	1-1-100%	0-0-0%
TOTAL NET YARDS	218	262
Total Offensive Plays (inc. times thrown passing)	63	62
Average gain per offensive play	3.5	4.2
NET YARDS RUSHING	61	112
Total Rushing Plays	24	24
Average gain per rushing play	2.5	4.7
Tackles for a loss-number and yards	1-1	1-5
NET YARDS PASSING	157	150
Times thrown - yards lost attempting to pass	2-6	5-46
Gross yards passing	163	196
PASS ATTEMPTS-COMPLETIONS-HAD INTERCEPTED	37-16-1	33-18-2
Avg gain per pass play (inc.# thrown passing)	4.0	3.9
KICKOFFS Number-In End Zone-Touchbacks	3-3-2	8-7-6
PUNTS Number and Average	9-45.2	5-49.8
Had Blocked	0	0
FGs - PATs Had Blocked	0-0	0-0
Net Punting Average	32.8	43.4
TOTAL RETURN YARDAGE (Not Including Kickoffs)	12	139
No. and Yards Punt Returns	1-12	7-112
No. and Yards Kickoff Returns	2-41	1-21
No. and Yards Interception Returns	2-0	1-27
PENALTIES Number and Yards	7-46	7-56
FUMBLES Number and Lost	4-1	2-0
TOUCHDOWNS	0	3
Rushing	0	0
Passing	0	3
EXTRA POINTS Made-Attempts	0-0	3-3
Kicking Made-Attempts	0-0	3-3
FIELD GOALS Made-Attempts	2-2	3-3
RED ZONE EFFICIENCY	0-0-0%	2-3-67%
GOAL TO GO EFFICIENCY	0-0-0%	1-1-100%
SAFETIES	1	0
FINAL SCORE	8	30
TIME OF POSSESSION	29:55	30:05

Ball Possession And Drive Chart

Green Bay Packers

#	Time Recd	Time Lost	Time Poss	How Ball Obtained	Drive Began	# Play	Yds Gain	Yds Pen	Net Yds	1st Down	Last Scrm	How Given Up
1	14:48	12:53	1:55	Interception	KC 35	4	5	0	5	0	KC 30	Field Goal
2	10:58	9:30	1:28	Punt	GB 25	4	19	0	19	1	GB 44	Punt
3	6:38	5:44	0:54	Punt	GB 30	3	2	0	2	0	GB 32	Interception
4	3:49	0:00	3:49	Kickoff	GB 21	6	28	-5	23	1	GB 44	Punt
5	14:01	11:37	2:24	Punt	GB 20	5	13	0	13	1	GB 33	Punt
6	8:50	6:13	2:37	Kickoff	GB 20	8	53	0	53	2	KC 27	Field Goal
7	2:07	1:40	0:27	Punt	GB 9	3	4	0	4	0	GB 13	Punt
8	0:05	0:00	0:05	Kickoff	GB 20	1	3	0	3	0	GB 20	End of Half
9	15:00	11:39	3:21	Kickoff	GB 20	6	27	-5	22	3	GB 45	Fumble
10	9:43	7:40	2:03	Interception	GB 3	3	0	-1	-1	0	GB 2	Punt
11	6:03	1:53	4:10	Kickoff	GB 20	6	13	15	28	2	GB 48	Punt
12	1:44	0:36	1:08	Kickoff	GB 41	3	3	0	3	0	GB 44	Punt
13	12:19	10:43	1:36	Kickoff	GB 20	4	12	0	12	1	GB 32	Punt
14	5:14	3:02	2:12	Kickoff	GB 20	3	3	0	3	0	GB 23	Punt
15	1:46	0:00	1:46	Punt	GB 20	6	35	15	50	2	GB 45	End of Game

(354) Average GB 24

Kansas City Chiefs

#	Time Recd	Time Lost	Time Poss	How Ball Obtained	Drive Began	# Play	Yds Gain	Yds Pen	Net Yds	1st Down	Last Scrm	How Given Up
1	15:00	14:48	0:12	Kickoff	KC 16	1	0	0	0	0	KC 16	Interception
2	12:53	10:58	1:55	Kickoff	KC 20	3	8	0	8	0	KC 28	Punt
3	9:30	6:38	2:52	Punt	KC 19	5	18	-5	13	1	KC 32	Punt
4	5:44	3:49	1:55	Interception	GB 14	4	-10	5	-5	0	* GB 19	Field Goal
5	15:00	14:01	0:59	Punt	KC 19	3	1	0	1	0	KC 20	Punt
6	11:37	8:50	2:47	Punt	KC 45	6	30	-5	25	1	GB 30	Field Goal
7	6:13	2:07	4:06	Kickoff	KC 20	7	48	-10	38	2	GB 42	Punt
8	1:40	0:05	1:35	Punt	50	7	30	20	50	4	* GB 8	Touchdown
9	11:39	9:43	1:56	Fumble	GB 42	4	19	0	19	1	GB 23	Interception
10	7:40	6:03	1:37	Punt	KC 45	4	55	0	55	2	GB 43	Touchdown
11	1:53	1:44	0:09	Punt	KC 2	2	-1	-1	-2	0	KC 1	Safety
12	0:36	12:19	3:17	Punt	KC 47	6	23	0	23	1	GB 30	Field Goal
13	10:43	5:14	5:29	Punt	GB 41	10	36	5	41	4	* GB 9	Touchdown
14	3:02	1:46	1:16	Punt	KC 36	3	5	0	5	0	KC 41	Punt

(522) Average KC 37

* inside opponent's 20

Time of Possession by Quarter

	1st	2nd	3rd	4th	OT	Total
Visitor Green Bay Packers	8:06	5:33	10:42	5:34		29:55
Home Kansas City Chiefs	6:54	9:27	4:18	9:26		30:05

Kickoff Drive No.-Start Average

Packers: 8 - GB 23

Chiefs: 3 - KC 19

Green Bay Packers vs Kansas City Chiefs
8/29/2013 at Arrowhead Stadium

Final Defensive Statistics

Green Bay Packers	Regular Defensive Plays											Special Teams					Misc			
	TKL	AST	COMB	SK	/ YDS	TFL	Q	IN	PD	FF	FR	TKL	AST	FF	FR	BL	TKL	AST	FF	FR
C.Powell	6	2	8	0	0	0	0	0	1	0	0	0	0	0	0	0	0	0	0	0
S.Barrington	5	1	6	1	1	1	1	0	0	0	0	0	0	0	0	0	0	0	0	0
J.Lattimore	5	1	6	0	0	0	0	0	1	0	0	0	0	0	0	0	0	0	0	0
T.Manning	4	0	4	0	0	0	0	0	0	0	0	0	0	0	0	0	0	0	0	0
J.Boyd	3	1	4	0	0	0	0	0	0	0	0	0	0	0	0	0	0	0	0	0
R.Francois	3	0	3	0	0	0	1	0	1	0	0	0	0	0	0	0	0	0	0	0
D.Fulton	2	1	3	0	0	0	0	0	0	0	0	0	0	0	0	0	0	0	0	0
M.Hyde	2	0	2	1	10	1	1	0	0	0	0	0	0	0	0	0	0	0	0	0
M.Daniels	2	0	2	0	0	0	0	0	1	0	0	0	0	0	0	0	0	0	0	0
C.Banjo	1	1	2	1	14	1	2	0	0	0	0	0	0	0	0	0	0	0	0	0
N.Palmer	1	1	2	1	13	0	0	0	0	1	0	0	0	0	0	0	0	0	0	0
B.Smith	1	1	2	0	0	0	0	1	2	0	0	0	0	0	0	0	0	0	0	0
J.Jolly	1	0	1	1	8	1	2	0	0	0	0	0	0	0	0	0	0	0	0	0
M.Neal	1	0	1	0	0	0	2	0	0	0	0	0	0	0	0	0	0	0	0	0
N.Perry	1	0	1	0	0	0	0	0	0	0	0	0	0	0	0	0	0	0	0	0
L.Means	1	0	1	0	0	0	0	0	0	0	0	0	0	0	0	0	0	0	0	0
J.Miller	1	0	1	0	0	1	0	0	0	0	0	0	0	0	0	0	0	0	0	0
A.Mulumba	0	1	1	0	0	0	0	0	0	0	0	0	0	0	0	0	0	0	0	0
T.Williams	0	0	0	0	0	0	0	1	1	0	0	0	0	0	0	0	0	0	0	0
T.Masthay	0	0	0	0	0	0	0	0	0	0	0	0	0	0	0	0	0	0	0	0
J.Boykin	0	0	0	0	0	0	0	0	0	0	0	0	0	0	0	0	0	0	0	0
B.Bostick	0	0	0	0	0	0	0	0	0	0	0	0	0	0	0	0	0	0	0	0
J.Franklin	0	0	0	0	0	0	0	0	0	0	0	0	0	0	0	0	0	0	0	0
J.Ross	0	0	0	0	0	0	0	0	0	0	0	0	0	0	0	0	0	0	0	0
B.Coleman	0	0	0	0	0	0	0	0	0	0	0	0	0	0	0	0	1	0	0	0
V.Young	0	0	0	0	0	0	0	0	0	0	0	0	0	0	0	0	1	0	0	0
G.Van Roten	0	0	0	0	0	0	0	0	0	0	0	0	0	0	0	0	0	0	0	1
G.Gerhart	0	0	0	0	0	0	0	0	0	0	0	0	0	0	0	0	0	0	0	1
L.Taylor	0	0	0	0	0	0	0	0	0	0	0	0	0	0	0	0	0	0	0	1
Total	40	10	50	5	46	5	9	2	7	1	0	8	0	0	0	0	2	0	0	3

TKL = Tackle AST = Assist COMB = Combined QH=QB Hit IN = Interception PD = Pass Defense FF = Forced Fumble FR = Fumble Recovery

Green Bay Packers vs Kansas City Chiefs
8/29/2013 at Arrowhead Stadium

Final Defensive Statistics

Kansas City Chiefs	Regular Defensive Plays											Special Teams					Misc			
	TKL	AST	COMB	SK	/ YDS	TFL	QH	IN	PD	FF	FR	TKL	AST	FF	FR	BL	TKL	AST	FF	FR
O.Lemon	6	0	6	0	0	0	0	0	0	0	0	0	0	0	0	0	0	0	0	0
B.McDougal	4	0	4	0	0	0	0	0	0	0	0	0	0	0	0	0	0	0	0	0
R.Wilson	3	0	3	1	3	0	1	0	0	1	0	0	0	0	0	0	0	0	0	0
D.Drakeford	3	0	3	0	0	0	1	0	0	1	0	0	0	0	0	0	0	0	0	0
K.Cox	3	0	3	0	0	0	0	0	0	0	0	0	0	0	0	0	0	0	0	0
A.Toribio	2	1	3	0	0	0	1	0	0	0	0	0	0	0	0	0	0	0	0	0
J.Martin	2	0	2	1	3	1	0	0	1	1	1	0	0	0	0	0	0	0	0	0
M.Dixon	2	0	2	0	0	1	1	0	0	1	0	0	0	0	0	0	0	0	0	0
M.Catapano	2	0	2	0	0	0	1	0	0	0	0	0	0	0	0	0	0	0	0	0
G.Castillo	2	0	2	0	0	0	0	0	1	0	0	0	0	0	0	0	0	0	0	0
T.Hartman	2	0	2	0	0	0	0	0	0	0	0	0	0	0	0	0	0	0	0	0
J.Brown	2	0	2	0	0	0	0	0	0	0	0	0	0	0	0	0	0	0	0	0
A.Lane	2	0	2	0	0	1	0	0	0	0	0	0	0	0	0	0	0	0	0	0
J.Powe	1	1	2	0	0	0	0	0	1	0	0	0	0	0	0	0	0	0	0	0
Z.Diles	1	1	2	0	0	0	0	0	0	0	0	0	0	0	0	0	0	0	0	0
Q.Demps	1	0	1	0	0	0	0	0	0	0	0	0	0	0	0	0	0	0	0	0
A.Bailey	1	0	1	0	0	0	0	0	0	0	0	0	0	0	0	0	0	0	0	0
D.Robinson	1	0	1	0	0	0	0	0	0	0	0	0	0	0	0	0	0	0	0	0
S.Moody	1	0	1	0	0	0	0	0	0	0	0	0	0	0	0	0	0	0	0	0
F.Zombo	0	1	1	0	0	0	0	1	1	0	0	0	0	0	0	0	0	0	0	0
E.Jones	0	0	0	0	0	0	1	0	0	0	0	0	0	0	0	0	0	0	0	0
J.Hemingway	0	0	0	0	0	0	0	0	0	0	0	1	0	0	0	0	0	0	0	0
K.Brock	0	0	0	0	0	0	0	0	0	0	0	1	0	0	0	0	0	0	0	0
F.Hammond	0	0	0	0	0	0	0	0	0	0	0	0	0	0	1	0	0	0	0	0
A.Jenkins	0	0	0	0	0	0	0	0	0	0	0	0	0	0	0	0	1	0	0	0
R.Richardson	0	0	0	0	0	0	0	0	0	0	0	0	0	0	0	0	1	0	0	0
S.Draughn	0	0	0	0	0	0	0	0	0	0	0	0	0	0	0	0	0	0	0	1
Total	41	4	45	2	6	3	6	1	4	4	1	2	0	0	1	0	2	0	0	1

Green Bay Packers vs Kansas City Chiefs
8/29/2013 at Arrowhead Stadium

First Half Summary

	PERIOD SCORES		TIME OF POSSESSION
Packers	3 3 = 6	Packers	13:39
Chiefs	3 10 = 13	Chiefs	16:21

Scoring Plays

Team	Qtr	Time	Play Description (Extra Point) (Drive Info)	Visitor	Home
Packers	1	12:53	M.Crosby 48 yd. Field Goal (4-5, 1:55)	3	0
Chiefs	1	3:49	R.Succop 37 yd. Field Goal (4--5, 1:55)	3	3
Chiefs	2	8:50	R.Succop 48 yd. Field Goal (6-25, 2:47)	3	6
Packers	2	6:13	M.Crosby 45 yd. Field Goal (8-53, 2:37)	6	6
Chiefs	2	0:05	J.Hemingway 8 yd. pass from T.Bray (R.Succop kick) (7-50, 1:35)	6	13

	Green Bay Packers	Kansas City Chiefs
TOTAL FIRST DOWNS	5	8
First Downs Rushing-Passing-by Penalty	0 - 5 - 0	3 - 4 - 1
THIRD DOWN EFFICIENCY	2-9-22%	1-7-14%
TOTAL NET YARDS	127	125
Total Offensive Plays	32	34
NET YARDS RUSHING	31	37
NET YARDS PASSING	96	88
Gross Yards Passing	96	119
Times thrown-yards lost attempting to pass	0-0	3-31
Pass Attempts-Completions-Had Intercepted	20 - 8 - 1	22 - 13 - 1
Punts-Number and Average	4 - 40.8	4 - 47.5
Penalties-Number and Yards	4 - 30	3 - 20
Fumbles-Number and Lost	0 - 0	2 - 0
Red Zone Efficiency	0-0-0%	1-2-50%
Average Drive Start	GB 26	KC 34

Green Bay Packers										Kansas City Chiefs							
RUSHING	ATT	YDS	AVG	LG	TD	RUSHING	ATT	YDS	AVG	LG	TD						
J.Franklin	7	24	3.4	7	0	C.Gray	3	22	7.3	15	0						
V.Young	1	4	4.0	4	0	T.Bray	1	7	7.0	7	0						
A.Green	2	2	1.0	2	0	C.Daniel	1	5	5.0	5	0						
E.Lacy	2	1	0.5	1	0	K.Davis	4	3	0.8	2	0						
Total	12	31	2.6	7	0	Total	9	37	4.1	15	0						
PASSING	ATT	CMP	YDS	SK/YD	TD	LG	IN	RT	PASSING	ATT	CMP	YDS	SK/YD	TD	LG	IN	RT
V.Young	13	6	77	0/0	0	26	0	65.2	T.Bray	14	9	92	1/13	1	22	0	106.8
B.Coleman	7	2	19	0/0	0	13	1	0.0	C.Daniel	8	4	27	2/18	0	11	1	18.2
Total	20	8	96	0/0	0	26	1	34.6	Total	22	13	119	3/31	1	22	1	70.1
PASS RECEIVING	TAR	REC	YDS	AVG	LG	TD	PASS RECEIVING	TAR	REC	YDS	AVG	LG	TD				
J.Ross	5	2	39	19.5	26	0	J.Hemingway	9	6	66	11.0	22	1				
T.Walker	2	2	20	10.0	14	0	A.Jenkins	5	2	14	7.0	8	0				
J.Franklin	2	2	11	5.5	14	0	K.Davis	2	2	8	4.0	8	0				
R.Taylor	2	1	24	24.0	24	0	K.Brock	1	1	13	13.0	13	0				
D.Williams	2	1	2	2.0	2	0	T.Kelce	2	1	11	11.0	11	0				
B.Bostick	2	0	0	0.0	0	0	C.Gray	1	1	7	7.0	7	0				
C.Johnson	2	0	0	0.0	0	0	D.Harris	1	0	0	0.0	0	0				
M.White	2	0	0	0.0	0	0	T.Opulum	1	0	0	0.0	0	0				
M.Mulligan	1	0	0	0.0	0	0											
Total	20	8	96	12.0	26	0	Total	22	13	119	9.2	22	1				

Green Bay Packers	Regular Defensive Plays	Special Teams	Misc
--------------------------	--------------------------------	----------------------	-------------

First Quarter

8/29/2013

Play By Play

KC wins toss, elects to Receive, and GB elects to defend the East goal.

M.Crosby kicks 70 yards from GB 35 to KC -5. A.Jenkins to KC 16 for 21 yards (R.Francois).

Kansas City Chiefs at 15:00, (1st play from scrimmage 14:56)

1-10-KC 16 (14:56) (Shotgun) C.Daniel pass deep right intended for A.Jenkins INTERCEPTED by T.Williams at KC 35. T.Williams to KC 35 for no gain (A.Jenkins).

Green Bay Packers at 14:48

1-10-KC 35 (14:48) E.Lacy left end to KC 35 for no gain (O.Lemon).

Timeout #1 by GB at 14:15.

2-10-KC 35 (14:15) E.Lacy up the middle to KC 34 for 1 yard (Q.Demps).

Timeout #1 by KC at 13:40.

3-9-KC 34 (13:40) (Shotgun) V.Young scrambles left guard to KC 30 for 4 yards (D.Drakeford).

4-5-KC 30 (12:59) **M.Crosby 48 yard field goal is GOOD, Center-B.Goode, Holder-T.Masthay.**

GB 3 KC 0, 4 plays, 5 yards, 1:55 drive, 2:07 elapsed

T.Masthay kicks 65 yards from GB 35 to end zone, Touchback.

Kansas City Chiefs at 12:53

1-10-KC 20 (12:53) C.Daniel pass short right to J.Hemingway to KC 28 for 8 yards (N.Perry).

2-2-KC 28 (12:21) K.Davis up the middle to KC 28 for no gain (M.Hyde).

3-2-KC 28 (11:46) (No Huddle) C.Daniel pass short right to K.Davis to KC 28 for no gain (R.Francois).

4-2-KC 28 (11:08) D.Colquitt punts 59 yards to GB 13, Center-T.Gafford. M.Hyde ran ob at GB 25 for 12 yards.

Green Bay Packers at 10:58

1-10-GB 25 (10:58) (Shotgun) V.Young pass short middle to T.Walker to GB 39 for 14 yards (T.Hartman).

1-10-GB 39 (10:24) J.Franklin left guard to GB 44 for 5 yards (F.Zombo; Z.Diles).

2-5-GB 44 (9:48) (Shotgun) V.Young pass incomplete short left to J.Ross.

3-5-GB 44 (9:44) (Shotgun) V.Young pass incomplete short middle to J.Ross [M.Dixon].

4-5-GB 44 (9:39) T.Masthay punts 37 yards to KC 19, Center-B.Goode. F.Hammond MUFFS catch, and recovers at KC 19. F.Hammond to KC 19 for no gain (J.Bovkin).

Kansas City Chiefs at 9:30

1-10-KC 19 (9:30) K.Davis left guard to KC 21 for 2 yards (M.Neal).

2-8-KC 21 (8:59) (No Huddle) C.Daniel pass short middle to T.Kelce to KC 32 for 11 yards (D.Fulton; C.Banjo) [M.Neal].

1-10-KC 32 (8:24) (No Huddle) K.Davis left guard to KC 32 for no gain (J.Lattimore).

2-10-KC 32 (8:24) (No Huddle, Shotgun) *PENALTY on KC-D.Stephenson, False Start, 5 yards, enforced at KC 32 - No Play.*

2-15-KC 27 (7:27) C.Daniel scrambles right tackle to KC 32 for 5 yards (J.Lattimore).

3-10-KC 32 (6:50) (No Huddle, Shotgun) C.Daniel pass incomplete deep left to T.Kelce (J.Lattimore) [R.Francois].

4-10-KC 32 (6:45) D.Colquitt punts 38 yards to GB 30, Center-T.Gafford, fair catch by M.Hyde.

Green Bay Packers at 6:38

1-10-GB 30 (6:38) J.Franklin left guard to GB 32 for 2 yards (Z.Diles).

2-8-GB 32 (5:59) (Shotgun) B.Coleman pass incomplete short left to J.Ross [E.Jones].

3-8-GB 32 (5:56) (Shotgun) B.Coleman pass short middle intended for M.Mulligan INTERCEPTED by F.Zombo at GB 41. F.Zombo to GB 14 for 27 yards (B.Coleman).

Kansas City Chiefs at 5:44

1-10-GB 14 (5:44) (Shotgun) C.Daniel pass short left to K.Davis pushed ob at GB 6 for 8 yards (J.Lattimore) [M.Neal].

2-2-GB 6 (5:19) C.Daniel sacked at GB 14 for -8 yards (J.Jolly).

3-10-GB 14 (4:43) (Shotgun) C.Daniel sacked at GB 24 for -10 yards (M.Hyde).

4-20-GB 24 (4:13) (Field Goal formation) *PENALTY on GB-J.Jolly, Encroachment, 5 yards, enforced at GB 24 - No Play.*

4-15-GB 19 (3:54) **R.Succop 37 yard field goal is GOOD, Center-T.Gafford, Holder-D.Colquitt.**

GB 3 KC 3, 4 plays, -5 yards, 1 penalty, 1:55 drive, 11:11 elapsed

R.Succop kicks 69 yards from KC 35 to GB -4. A.Green to GB 21 for 25 yards (J.Hemingway).

Green Bay Packers at 3:49, (1st play from scrimmage 3:43)

1-10-GB 21 (3:43) J.Franklin left guard to GB 28 for 7 yards (A.Bailey).

2-3-GB 28 (3:10) J.Franklin right end to GB 30 for 2 yards (A.Toribio).

3-1-GB 30 (2:33) (Shotgun) B.Coleman pass short left to J.Ross to GB 43 for 13 yards (T.Hartman).

1-10-GB 43 (1:51) B.Coleman pass incomplete deep right to C.Johnson (J.Powe).

P1

P1

P2

Green Bay Packers vs Kansas City Chiefs at Arrowhead Stadium

- 2-10-GB 43 (1:44) A.Green left tackle to GB 43 for no gain (D.Robinson).
- 3-10-GB 43 (1:02) (Shotgun) B.Coleman pass short right to T.Walker to GB 49 for 6 yards (J.Brown).
- 4-4-GB 49 (:16) T.Masthay punts 42 yards to KC 9, Center-B.Goode. F.Hammond to KC 9 for no gain (J.Franklin).
PENALTY on GB, Illegally Kicking Ball, 5 yards, enforced at GB 49 - No Play.
- 4-9-GB 44 (:05) T.Masthay punts 37 yards to KC 19, Center-B.Goode, out of bounds.

END OF QUARTER

		Time	First Downs				Efficiencies	
	Score	Poss	R	P	X	T	3 Down	4 Down
Green Bay Packers	3	8:06	0	2	0	2	1/5	0/0
Kansas City Chiefs	3	6:54	0	1	0	1	0/3	0/0

Second Quarter

8/29/2013

Play By Play

Kansas City Chiefs continued.

Kansas City Chiefs at 15:00

- 1-10-KC 19 (15:00) C.Daniel pass incomplete short right to T.Oporum.
 2-10-KC 19 (14:55) (Shotgun) K.Davis up the middle to KC 20 for 1 yard (J.Lattimore).
 3-9-KC 20 (14:15) (Shotgun) C.Daniel pass incomplete deep right to A.Jenkins (B.Smith).
 4-9-KC 20 (14:09) D.Colquitt punts 60 yards to GB 20, Center-T.Gafford, fair catch by M.Hyde.

Green Bay Packers at 14:01

- 1-10-GB 20 (14:01) (Shotgun) V.Young pass short right to J.Franklin to GB 17 for -3 yards (M.Dixon).
 2-13-GB 17 (13:18) (Shotgun) V.Young pass short right to J.Franklin to GB 31 for 14 yards (B.McDougald). P3
1-10-GB 31 (12:36) V.Young pass short right to D.Williams to GB 33 for 2 yards (J.Brown).
 2-8-GB 33 (11:58) (No Huddle, Shotgun) V.Young pass incomplete short middle to M.White [M.Catapano].
 3-8-GB 33 (11:53) (Shotgun) V.Young pass incomplete short left to M.White.
 4-8-GB 33 (11:48) T.Masthay punts 41 yards to KC 26, Center-B.Goode. F.Hammond to KC 45 for 19 yards (T.Masthay).

Kansas City Chiefs at 11:37

- 1-10-KC 45 (11:37) T.Bray pass short left to A.Jenkins to GB 49 for 6 yards (L.Means).
 2-4-GB 49 (11:02) C.Gray up the middle to GB 34 for 15 yards (C.Powell; A.Mulumba). R2
1-10-GB 34 (10:19) (Run formation) PENALTY on KC-D.Stephenson, False Start, 5 yards, enforced at GB 34 - No Play.
 Timeout #2 by KC at 09:52.
 1-15-GB 39 (9:52) T.Bray pass incomplete short left to A.Jenkins.
 2-15-GB 39 (9:47) (Shotgun) T.Bray pass short left to J.Hemingway to GB 30 for 9 yards (C.Powell).
 3-6-GB 30 (9:03) (Shotgun) T.Bray pass incomplete short right to J.Hemingway [C.Banjo]. GB-C.Banjo was injured during the play.
 4-6-GB 30 (8:56) **R.Succop 48 yard field goal is GOOD, Center-T.Gafford, Holder-D.Colquitt.**

GB 3 KC 6, 6 plays, 25 yards, 2:47 drive, 6:10 elapsed

R.Succop kicks 65 yards from KC 35 to end zone, Touchback.

Green Bay Packers at 8:50

- 1-10-GB 20 (8:50) V.Young pass deep left to R.Taylor pushed ob at GB 44 for 24 yards (G.Castillo). P4
1-10-GB 44 (8:28) J.Franklin right end to GB 45 for 1 yard (M.Catapano).
 2-9-GB 45 (7:47) (Shotgun) V.Young pass incomplete short middle to R.Taylor [R.Wilson].
 3-9-GB 45 (7:42) (Shotgun) V.Young pass deep right to J.Ross ran ob at KC 29 for 26 yards. P5
1-10-KC 29 (7:14) V.Young pass incomplete deep left to C.Johnson.
 2-10-KC 29 (7:08) A.Green right guard to KC 27 for 2 yards (A.Toribio; J.Powe).
 3-8-KC 27 (6:23) (Shotgun) V.Young pass incomplete deep middle to D.Williams.
 4-8-KC 27 (6:17) **M.Crosby 45 yard field goal is GOOD, Center-B.Goode, Holder-T.Masthay.**

GB 6 KC 6, 8 plays, 53 yards, 2:37 drive, 8:47 elapsed

M.Crosby kicks 65 yards from GB 35 to end zone, Touchback.

Kansas City Chiefs at 6:13

- 1-10-KC 20 (6:13) C.Gray left end to KC 23 for 3 yards (J.Boyd).
 2-7-KC 23 (5:38) (Shotgun) T.Bray pass deep right to J.Hemingway to KC 45 for 22 yards (C.Powell). P3
1-10-KC 45 (4:55) T.Bray pass short left to C.Gray to GB 48 for 7 yards (C.Powell; J.Lattimore).
 2-3-GB 48 (4:13) C.Gray up the middle to GB 44 for 4 yards (R.Francois). R4
1-10-GB 44 (3:30) T.Bray pass incomplete deep left to D.Harris.
 2-10-GB 44 (3:23) (Shotgun) T.Bray pass short left to S.Draughn to GB 44 for no gain (A.Mulumba).
 PENALTY on KC-E.Kush, Offensive Holding, 10 yards, enforced at GB 44 - No Play.
 2-20-KC 46 (2:59) (Shotgun) T.Bray pass short right to J.Hemingway to GB 42 for 12 yards (D.Fulton) [J.Jolly].
 3-8-GB 42 (2:20) (Shotgun) T.Bray pass incomplete short left to J.Hemingway (C.Powell).
 4-8-GB 42 (2:15) D.Colquitt punts 33 yards to GB 9, Center-T.Gafford, fair catch by M.Hyde.

Green Bay Packers at 2:07

- 1-10-GB 9 (2:07) (Shotgun) J.Franklin up the middle to GB 13 for 4 yards (D.Drakeford).

Two-Minute Warning

- 2-6-GB 13 (2:00) (Shotgun) B.Coleman pass incomplete short middle to B.Bostick [D.Drakeford].

Green Bay Packers vs Kansas City Chiefs at Arrowhead Stadium

3-6-GB 13 (1:56) (Shotgun) B.Coleman pass incomplete short left to B.Bostick.
 4-6-GB 13 (1:51) T.Masthay punts 48 yards to KC 39, Center-B.Goode. F.Hammond to 50 for 11 yards (B.Bostick).

Kansas City Chiefs at 1:40

1-10-50 (1:40) T.Bray sacked at KC 37 for -13 yards (N.Palmer). FUMBLES (N.Palmer), recovered by KC-S.Draughn at KC 37. S.Draughn to KC 37 for no gain (M.Daniels).
PENALTY on GB-J.Jolly, Personal Foul, 15 yards, enforced at KC 37. X5

1-10-GB 48 (1:31) (Shotgun) T.Bray pass short right to J.Hemingway to GB 41 for 7 yards (N.Palmer; B.Smith).

2-3-GB 41 (1:07) (No Huddle, Shotgun) T.Bray pass short left to K.Brock to GB 28 for 13 yards (R.Francois). P6

1-10-GB 28 (:40) (No Huddle, Shotgun) T.Bray pass short right to A.Jenkins to GB 20 for 8 yards (D.Fulton).
 Timeout #3 by KC at 00:34.

2-2-GB 20 (:34) (Shotgun) T.Bray pass incomplete deep left to J.Hemingway.

3-2-GB 20 (:29) (Shotgun) T.Bray up the middle to GB 13 for 7 yards (J.Lattimore). R7

1-10-GB 13 (:29) T.Bray spiked the ball to stop the clock.
PENALTY on GB, Defensive Offside, 5 yards, enforced at GB 13 - No Play.

1-5-GB 8 (:10) **T.Bray pass short right to J.Hemingway for 8 yards, TOUCHDOWN.** P8
 R.Succop extra point is GOOD, Center-T.Gafford, Holder-D.Colquitt.

GB 6 KC 13, 7 plays, 50 yards, 2 penalties, 1:35 drive, 14:55 elapsed
--

R.Succop kicks 74 yards from KC 35 to GB -9. A.Green, Touchback.

Green Bay Packers at 0:05

1-10-GB 20 (:05) J.Franklin left guard to GB 23 for 3 yards (A.Toribio).

END OF QUARTER

	Score	Time Poss	First Downs				Efficiencies	
			R	P	X	T	3 Down	4 Down
Green Bay Packers	6	5:33	0	3	0	3	1/4	0/0
Kansas City Chiefs	13	9:27	3	3	1	7	1/4	0/0

Third Quarter

8/29/2013

Play By Play

GB elects to Receive, and KC elects to defend the West goal.

R.Succop kicks 65 yards from KC 35 to end zone, Touchback.

Green Bay Packers at 15:00

- 1-10-GB 20 (15:00) V.Young scrambles left end to GB 26 for 6 yards (K.Cox).
- 2-4-GB 26 (14:17) (Shotgun) V.Young pass short left to J.Ross to GB 37 for 11 yards (K.Cox). P6
- 1-10-GB 37 (13:40) J.Starks right end to GB 38 for 1 yard (O.Lemon).
- 2-9-GB 38 (13:00) V.Young pass short right to M.White to 50 for 12 yards (B.McDougald). P7
- 1-10-50 (12:22) J.Starks left tackle to KC 41 for 9 yards (K.Cox).
PENALTY on GB-L.Taylor, Offensive Holding, 10 yards, enforced at 50 - No Play.
- 1-20-GB 40 (11:55) (Shotgun) V.Young pass incomplete short right to J.Ross (S.Moody).
PENALTY on KC-S.Moody, Defensive Holding, 5 yards, enforced at GB 40 - No Play. X8
- 1-10-GB 45 (11:50) (Shotgun) V.Young pass incomplete short left to J.Starks.
- 2-10-GB 45 (11:46) (Shotgun) V.Young sacked at GB 42 for -3 yards (J.Martin). FUMBLES (J.Martin), RECOVERED by KC-J.Martin at GB 42. J.Martin to GB 42 for no gain (V.Young).

Kansas City Chiefs at 11:39

- 1-10-GB 42 (11:39) C.Gray up the middle to GB 29 for 13 yards (C.Powell). R9
- 1-10-GB 29 (11:06) C.Gray right end to GB 34 for -5 yards (J.Miller).
- 2-15-GB 34 (10:27) T.Bray pass short left to J.Bellamy to GB 23 for 11 yards (S.Barrington).
- 3-4-GB 23 (9:50) (Shotgun) T.Bray pass deep right intended for R.Richardson INTERCEPTED by B.Smith at GB 3. B.Smith to GB 3 for no gain (R.Richardson).

Green Bay Packers at 9:43

- 1-10-GB 3 (9:43) (Run formation) *PENALTY on GB-C.Johnson, False Start, 1 yard, enforced at GB 3 - No Play.*
- 1-11-GB 2 (9:43) J.Amosa up the middle to GB 3 for 1 yard (O.Lemon).
- 2-10-GB 3 (9:01) J.Franklin up the middle to GB 2 for -1 yards (J.Martin).
Timeout #1 by GB at 08:11.
- 3-11-GB 2 (8:11) V.Young pass incomplete deep right to T.Walker.
Timeout #2 by GB at 08:06.
- 4-11-GB 2 (8:06) T.Masthay punts 59 yards to KC 39, Center-B.Goode. F.Hammond to GB 43 for 18 yards (N.Palmer).
Penalty on GB-T.Walker, Unsportsmanlike Conduct, offsetting, enforced at GB 2 - No Play.
Penalty on KC, Offensive Holding, offsetting.
- 4-11-GB 2 (7:47) T.Masthay punts 57 yards to KC 41, Center-B.Goode. F.Hammond to KC 45 for 4 yards (J.Franklin).

Kansas City Chiefs at 7:40

- 1-10-KC 45 (7:40) S.Draughn right guard to 50 for 5 yards (B.Smith).
- 2-5-50 (7:07) (No Huddle, Shotgun) T.Bray pass incomplete short left to J.Bellamy.
- 3-5-50 (6:54) (Shotgun) T.Bray scrambles left guard to GB 43 for 7 yards (T.Manning). R10
- 1-10-GB 43 (6:12) **T.Bray pass deep right to J.Bellamy for 43 yards, TOUCHDOWN.** P11
R.Succop extra point is GOOD, Center-T.Gafford, Holder-D.Colquitt.

GB 6 KC 20, 4 plays, 55 yards, 1:37 drive, 8:57 elapsed

R.Succop kicks 65 yards from KC 35 to end zone, Touchback.

Penalty on GB-A.Green, Taunting, offsetting.

Penalty on KC, Unnecessary Roughness, offsetting.

Green Bay Packers at 6:03, (1st play from scrimmage 6:01)

- 1-10-GB 20 (6:01) A.Green right guard to GB 21 for 1 yard (J.Powe).
- 2-9-GB 21 (5:18) A.Green left end to GB 24 for 3 yards (B.McDougald).
- 3-6-GB 24 (4:33) (Shotgun) V.Young pass incomplete short left to T.Walker.
PENALTY on KC-T.Hartman, Unnecessary Roughness, 15 yards, enforced at GB 24 - No Play. X9
- 1-10-GB 39 (4:29) V.Young pass short right to B.Bostick to 50 for 11 yards (O.Lemon). P10
- 1-10-50 (3:44) A.Green up the middle to KC 49 for 1 yard (M.Catapano).
- 2-9-KC 49 (3:03) V.Young pass incomplete short left to B.Bostick [A.Toribio].
- 3-9-KC 49 (2:58) (Shotgun) V.Young sacked at GB 48 for -3 yards (R.Wilson). FUMBLES (R.Wilson), recovered by GB-G.Van Roten at GB 48.
- 4-12-GB 48 (2:58) T.Masthay punts 50 yards to KC 2, Center-B.Goode, downed by GB-J.Franklin.

Kansas City Chiefs at 1:53

- 1-10-KC 2 (1:53) (Run formation) *PENALTY on KC-E.Kush, False Start, 1 yard, enforced at KC 2 - No Play.*

Green Bay Packers vs Kansas City Chiefs at Arrowhead Stadium

1-11-KC 1 (1:53) T.Bray pass incomplete deep left to J.Bellamy.

2-11-KC 1 (1:47) **T.Bray sacked in End Zone for -1 yards, SAFETY (S.Barrington).**

GB 8 KC 20, Safety, 13:16 elapsed
--

D.Colquitt kicks 55 yards from KC 20 to GB 25. J.Ross to GB 41 for 16 yards (K.Brock).

Green Bay Packers at 1:44, (1st play from scrimmage 1:39)

1-10-GB 41 (1:39) (Shotgun) V.Young pass incomplete short left to T.Walker.

2-10-GB 41 (1:35) J.Starks right end to GB 44 for 3 yards (O.Lemon).

3-7-GB 44 (:55) (Shotgun) V.Young pass incomplete short left to M.White (G.Castillo).

4-7-GB 44 (:49) T.Masthay punts 42 yards to KC 14, Center-B.Goode. F.Hammond to KC 47 for 33 yards (T.Masthay).

Kansas City Chiefs at 0:36

1-10-KC 47 (:36) C.Gray right guard to GB 47 for 6 yards (C.Powell).

END OF QUARTER

	Score	Time Poss	First Downs				Efficiencies	
			R	P	X	T	3 Down	4 Down
Green Bay Packers	8	10:42	0	3	2	5	0/3	0/0
Kansas City Chiefs	20	4:18	2	1	0	3	1/2	0/0

Fourth Quarter

8/29/2013

Play By Play

Kansas City Chiefs continued.

2-4-GB 47	(15:00) (Shotgun) C.Gray right guard to GB 39 for 8 yards (J.Boyd).	R12
<u>1-10-GB 39</u>	(14:26) C.Gray up the middle to GB 32 for 7 yards (T.Manning).	
2-3-GB 32	(13:54) C.Gray up the middle to GB 30 for 2 yards (S.Barrington).	
3-1-GB 30	(13:14) C.Gray right end to GB 30 for no gain (C.Powell).	
	Timeout #3 by GB at 12:24.	
4-1-GB 30	(12:24) R.Succop 48 yard field goal is GOOD, Center-T.Gafford, Holder-D.Colquitt.	

GB 8 KC 23, 6 plays, 23 yards, 3:17 drive, 2:41 elapsed
--

D.Colquitt kicks 65 yards from KC 35 to end zone, Touchback.

Green Bay Packers at 12:19

1-10-GB 20	(12:19) J.Starks right end to GB 30 for 10 yards (S.Moody).	R11
<u>1-10-GB 30</u>	(11:43) V.Young scrambles pushed ob at GB 32 for 2 yards (R.Wilson).	
2-8-GB 32	(11:07) (Shotgun) V.Young pass incomplete short left to J.Stoneburner.	
3-8-GB 32	(11:03) (Shotgun) V.Young pass incomplete short left to J.Starks (J.Martin).	
4-8-GB 32	(10:57) T.Masthay punts 45 yards to KC 23, Center-B.Goode. F.Hammond to GB 41 for 36 yards (N.Palmer).	

Kansas City Chiefs at 10:43

1-10-GB 41	(10:43) T.Bray sacked at KC 45 for -14 yards (C.Banjo).	
2-24-KC 45	(10:09) S.Draughn left end to GB 47 for 8 yards (J.Boyd).	
3-16-GB 47	(9:23) (Shotgun) T.Bray pass short middle to S.Draughn to GB 36 for 11 yards (C.Powell).	
	<i>PENALTY on GB-D.House, Illegal Use of Hands, 5 yards, enforced at GB 47 - No Play.</i>	X13
<u>1-10-GB 42</u>	(8:55) T.Bray pass incomplete deep right to R.Richardson. Ball spotted at GB 43 on the field by officials. Correct spot should have been GB42.	
2-10-GB 42	(8:47) T.Bray pass short right to C.Gray to GB 42 for no gain (S.Barrington).	
3-10-GB 42	(8:04) (Shotgun) T.Bray pass short middle to J.Hemingway to GB 28 for 14 yards (S.Barrington).	P14
<u>1-10-GB 28</u>	(7:22) (No Huddle, Shotgun) T.Bray pass incomplete short right to J.Bellamy (M.Daniels).	
2-10-GB 28	(7:17) C.Gray left end to GB 10 for 18 yards (C.Powell).	R15
<u>1-10-GB 10</u>	(6:33) (Shotgun) C.Gray up the middle to GB 9 for 1 yard (T.Manning).	
2-9-GB 9	(5:57) C.Gray up the middle to GB 9 for no gain (M.Daniels).	
3-9-GB 9	(5:18) (Shotgun) T.Bray pass short left to F.Hammond for 9 yards, TOUCHDOWN.	P16
	R.Succop extra point is GOOD, Center-T.Gafford, Holder-D.Colquitt.	

GB 8 KC 30, 10 plays, 41 yards, 1 penalty, 5:29 drive, 9:46 elapsed
--

D.Colquitt kicks 65 yards from KC 35 to end zone, Touchback.

Green Bay Packers at 5:14

1-10-GB 20	(5:14) A.Green left guard to GB 23 for 3 yards (O.Lemon).	
2-7-GB 23	(4:38) A.Green up the middle to GB 23 for no gain (B.McDougald).	
3-7-GB 23	(3:59) (Shotgun) V.Young pass short right to A.Green to GB 23 for no gain (A.Lane).	
4-7-GB 23	(3:13) T.Masthay punts 50 yards to KC 27, Center-B.Goode. R.Richardson to KC 36 for 9 yards (J.Ross).	

Kansas City Chiefs at 3:02

1-10-KC 36	(3:02) S.Draughn up the middle to KC 37 for 1 yard (T.Manning).	
2-9-KC 37	(2:21) (Shotgun) S.Draughn up the middle to KC 41 for 4 yards (S.Barrington; J.Boyd).	

Two-Minute Warning

3-5-KC 41	(2:00) (Shotgun) T.Bray pass incomplete short right to S.Draughn (R.Francois).	
4-5-KC 41	(1:55) D.Colquitt punts 59 yards to end zone, Center-T.Gafford, Touchback.	

Green Bay Packers at 1:46

1-10-GB 20	(1:46) (Shotgun) V.Young pass short left to T.Walker to GB 29 for 9 yards (K.Cox).	
2-1-GB 29	(1:21) (Shotgun) V.Young pass incomplete short right to J.Starks.	
3-1-GB 29	(1:19) (Shotgun) V.Young pass incomplete short middle to M.White (G.Castillo).	
	<i>PENALTY on KC-G.Castillo, Face Mask (15 Yards), 15 yards, enforced at GB 29 - No Play.</i>	X12
<u>1-10-GB 44</u>	(1:14) (Shotgun) V.Young pass short middle to T.Walker to GB 48 for 4 yards (D.Drakeford). FUMBLES (D.Drakeford), recovered by GB-G.Gerhart at GB 38. G.Gerhart to GB 38 for no gain (A.Lane).	
2-16-GB 38	(:34) (Shotgun) V.Young pass short left to T.Walker to GB 45 for 7 yards (G.Castillo).	
3-9-GB 45	(:10) (Shotgun) V.Young pass incomplete deep right to C.Johnson. KC-S.Moody was injured during the play.	

Green Bay Packers vs Kansas City Chiefs at Arrowhead Stadium

Timeout #1 by KC at 00:03.

4-9-GB 45

(:03) (Shotgun) V.Young pass short right to M.White to KC 32 for 23 yards (M.Dixon). FUMBLES (M.Dixon), recovered by GB-L.Taylor at KC 30. L.Taylor to KC 30 for no gain (R.Wilson). P13

END OF QUARTER

	Score	Time Poss	First Downs				Efficiencies	
			R	P	X	T	3 Down	4 Down
Green Bay Packers	8	5:34	1	1	1	3	0/3	1/1
Kansas City Chiefs	30	9:26	2	2	1	5	2/4	0/0

Miscellaneous Statistics Report

Green Bay Packers vs Kansas City Chiefs
8/29/2013 at Arrowhead Stadium

Ten Longest Plays for Green Bay Packers

Yards	Qtr	Play Start	Play Description
26	2	3-9-GB 45	(7:42) (Shotgun) V.Young pass deep right to J.Ross ran ob at KC 29 for 26 yards.
25	4	4-9-GB 45	(:03) (Shotgun) V.Young pass short right to M.White to KC 32 for 23 yards (M.Dixon). FUMBLES (M.Dixon), recovered by GB-L.Taylor at KC 30. L.Taylor to KC 30 for no gain (R.Wilson).
24	2	1-10-GB 20	(8:50) V.Young pass deep left to R.Taylor pushed ob at GB 44 for 24 yards (G.Castillo).
14	1	1-10-GB 25	(10:58) (Shotgun) V.Young pass short middle to T.Walker to GB 39 for 14 yards (T.Hartman).
14	2	2-13-GB 17	(13:18) (Shotgun) V.Young pass short right to J.Franklin to GB 31 for 14 yards (B.McDougald).
13	1	3-1-GB 30	(2:33) (Shotgun) B.Coleman pass short left to J.Ross to GB 43 for 13 yards (T.Hartman).
12	3	2-9-GB 38	(13:00) V.Young pass short right to M.White to 50 for 12 yards (B.McDougald).
11	3	2-4-GB 26	(14:17) (Shotgun) V.Young pass short left to J.Ross to GB 37 for 11 yards (K.Cox).
11	3	1-10-GB 39	(4:29) V.Young pass short right to B.Bostick to 50 for 11 yards (O.Lemon).
10	4	1-10-GB 20	(12:19) J.Starks right end to GB 30 for 10 yards (S.Moody).

Ten Longest Plays for Kansas City Chiefs

Yards	Qtr	Play Start	Play Description
43	3	1-10-GB 43	(6:12) T.Bray pass deep right to J.Bellamy for 43 yards, TOUCHDOWN.
22	2	2-7-KC 23	(5:38) (Shotgun) T.Bray pass deep right to J.Hemingway to KC 45 for 22 yards (C.Powell).
18	4	2-10-GB 28	(7:17) C.Gray left end to GB 10 for 18 yards (C.Powell).
15	2	2-4-GB 49	(11:02) C.Gray up the middle to GB 34 for 15 yards (C.Powell; A.Mulumba).
14	4	3-10-GB 42	(8:04) (Shotgun) T.Bray pass short middle to J.Hemingway to GB 28 for 14 yards (S.Barrington).
13	2	2-3-GB 41	(1:07) (No Huddle, Shotgun) T.Bray pass short left to K.Brock to GB 28 for 13 yards (R.Francois).
13	3	1-10-GB 42	(11:39) C.Gray up the middle to GB 29 for 13 yards (C.Powell).
12	2	2-20-KC 46	(2:59) (Shotgun) T.Bray pass short right to J.Hemingway to GB 42 for 12 yards (D.Fulton) [J.Jolly].
11	1	2-8-KC 21	(8:59) (No Huddle) C.Daniel pass short middle to T.Kelce to KC 32 for 11 yards (D.Fulton; C.Banjo) [M.Neal].
11	3	2-15-GB 34	(10:27) T.Bray pass short left to J.Bellamy to GB 23 for 11 yards (S.Barrington).

Touchdown Scoring Information

		Offense	Defense	Special Teams
VISITOR	Green Bay Packers	0	0	0
HOME	Kansas City Chiefs	3	0	0

Player Scoring Information

Club	Player	TD	Rush TD	Rec TD	KO TD	Punt TD	Int TD	Fum TD	Misc TD	FG	XP	2Pt Rush	2Pt Rec	Sfty	Points
GB	M.Crosby	0	0	0	0	0	0	0	0	2	0	0	0	0	6
GB	S.Barrington	0	0	0	0	0	0	0	0	0	0	0	0	1	2
KC	R.Succop	0	0	0	0	0	0	0	0	3	3	0	0	0	12
KC	J.Hemingway	0	0	1	0	0	0	0	0	0	0	0	0	0	6
KC	J.Bellamy	0	0	1	0	0	0	0	0	0	0	0	0	0	6
KC	F.Hammond	0	0	1	0	0	0	0	0	0	0	0	0	0	6

Possession Detail

	First Half		Second Half		Game	
	Visitor	Home	Visitor	Home	Visitor	Home
Largest Lead	3	7	0	22	3	22
Drives Leading	2	0	0	6	2	6
Time of Possession Leading	2:22	0:00	0:00	13:44	2:22	13:44
Largest Deficit	-7	-3	-22	0	-22	-3
Drives Trailing	2	3	7	0	9	3
Time of Possession Trailing	2:42	6:42	16:16	0:00	18:58	6:42
Times Score Tied Up		2		0		2
Lead Changes		3		0		3

A Mulumba	LB	29	45%	7	20%	A Bailey	DE	12	18%	8	23%
J Jolly	DE	29	45%	3	9%	R Succop	K			13	37%
J Boyd	DE	28	43%	11	31%	D Colquitt	P			12	34%
C Banjo	DB	27	42%	6	17%	T Gafford	LS			11	31%
D Jones	DE	27	42%	3	9%						
M Hyde	DB	12	18%	9	26%						
M Neal	DE	12	18%	2	6%						
N Perry	LB	12	18%	2	6%						
C Wilson	DE	9	14%	1	3%						
D House	CB	8	12%	12	34%						
M Jennings	SS	5	8%	8	23%						
J McMillian	FS	5	8%	4	11%						
S Shields	CB	4	6%								
B Raji	NT	1	2%								
T Williams	CB	1	2%								
R Pickett	DT	1	2%								
A Hawk	LB	1	2%								
T Masthay	P			14	40%						
B Goode	LS			13	37%						
D Moses	LB			6	17%						
M Crosby	K			4	11%						